

Model 8 Series

NARROW WELD HEADS



MODEL 8 SERIES NARROW WELD HEADS

The Model 8 series orbital weld heads are designed for fusion (TIG) welding of tube, thinwall pipe and fittings through the range of 0.25" (6 mm) to 6.625" (168 mm) OD (outside diameter) and wall thicknesses up to 0.160" (4 mm). The narrow width of these heads makes them ideal for fitting-to-fitting welds and other limited clearance applications.

The Model 8 series weld heads incorporate a two-sided clamping mechanism - precision machined and designed to compensate for significant diameter variances while ensuring positive clamping force and concentricity. The insert sizes accommodate an extensive range of applications and all Model 8 series weld heads are fitted with water-cooling capability - for heavy wall material welding and/or high duty-cycle requirements.

INDUSTRY

- Semiconductor
- Bio and Pharmaceutical
- Aerospace
- Food, Dairy & Beverage
- Energy



MODEL 8-2000



MODEL 8-6625

FEATURES

- Fitting support mandrel - to facilitate the welding of short sanitary ferrules without pre-tacking
- Bench mount bracket - to provide secure support when not in use or when bench welding
- Clamp inserts - available in imperial and metric sizes, as well as non-standard sizes for custom applications
- Extension cables - available in 25 ft. (7.6 m), 50 ft. (15.2 m), and 75 ft. (22.8 m) lengths

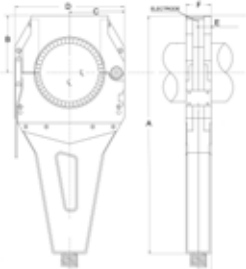
Visit arcmachines.com for more information.

Model 8 Series





NARROW WELD HEADS

QUICK SPECS			
	Model 8-2000	Model 8-4000	Model 8-6625
Tube/Pipe OD Range	0.25" - 2.00" (6.3 - 52 mm)	0.50" - 4.00" (12.7 - 104 mm)	2.00" - 6.625" (51 - 169 mm)
Head Weight	6 lbs. (2.7 kg)	10 lbs. (4.5 kg)	17 lbs. (7.7 kg)
Rotor RPM	0.1 - 10.0	0.1 - 10.0	0.1 - 2.0
Cable Length	25 ft. (7.6 m) when connected to adapter cable (included with Power Supply)		
Water Cooling	Recommended for heavy wall or high duty-cycle applications		

* Compatible with all AMI Power Supplies.

OD RANGE/DIMENSIONS								
Model No.	Tube/Pipe OD Range	Dimensions						
		A	B	C	D	E	F	
8-2000	0.25" - 2.00" 6.35 - 52 mm	13.44" 341 mm	2.81" 72 mm	2.75" 70 mm	5.50" 140 mm	0.85" 21.6 mm	1.75" 44.5 mm	
8-4000	0.50" - 4.00" 12.7 - 104 mm	16.25" 413 mm	3.87" 98.3 mm	3.75" 95 mm	7.50" 190 mm	0.85" 21.6 mm	1.75" 44.5 mm	
8-6625	2.00" - 6.625" 51 - 169 mm	20.26" 515 mm	5.42" 138 mm	5.50" 140 mm	11.00" 280 mm	0.85" 21.6 mm	1.75" 44.5 mm	

* "E, and F" dimensions with standard Model 8 clamp inserts

OPTIONAL ACCESSORIES			
Tungsten extender	Fitting Support Mandrel	Bench mount bracket	Clamp inserts
			



AN ESAB® BRAND

AMI / arcmachines.com



XA00219121 / US / EN / 08-21-20