

MODEL 9-1500

ILLUSTRATED PARTS BREAKDOWN

To be used for reference only

Property of Arc Machines, Inc.

MODEL 9-1500
IPB Notice and Revision History



This document and the information contained herein is the property of Arc Machines, Inc. It is proprietary and submitted and received in confidence. It shall be used only for the purpose for which it is submitted and shall not be copied in whole or in part without the prior express written permission of Arc Machines, Inc. The information in this document has been carefully reviewed and is believed to be accurate. However, no responsibility is assumed for inaccuracies. Information and part numbers in this document are subject to change and Arc Machines, Inc. reserves the right to change required data without notice.



The nature of the GTAW process creates some POTENTIAL HAZARDS. In accordance with international safety regulations the EXCLAMATION SYMBOL indicates that this equipment is considered HAZARDOUS. The LIGHTNING FLASH SYMBOL indicates that there are potential electrical hazards. The display of these symbols makes it the OPERATOR'S RESPONSIBILITY TO ENSURE THAT THEY HAVE BEEN MADE AWARE OF and shall observe the hazardous conditions.

	<p>WARNING: AMI factory training is essential for all Maintenance Technicians who operate AMI equipment. Do not operate or service this equipment without proper AMI approved training.</p>
	<p>WARNING: Keep hands and fingers clear from moving parts such as fans, gears, rotors, Wire Feed, Weld Head Travel, i.e. Oscillation (OSC) and Arc Voltage Control (AVC) mechanisms</p> <p>Weld Head AVC and Oscillator Slide Assemblies develop high forces and it is possible, by their nature of operation, to harm any object or body part that may get into these areas. USE EXTREME CAUTION!</p>
	<p>Electrical Shock Hazard: Always disconnect weld heads when servicing internal components or opening housing covers for access.</p>

All rights reserved.
Publication date: First Edition – June 5, 2007
Copyright 2007 by Arc Machines, Inc.

REV	ECO #	CHANGE DESCRIPTION	DATE	BY	APR
A	4678	On 090111 Change Item 6 & 23	7 Mar 2008	SO	BF
B	4779	Added rev D of 750015	26 May 2008	SO	BF
C	5579	Added rev F of 750015 and Wiring Diagram	18 Jan 2010	CB	DC
D	5753	Deleted pg 2 from IPB 090111 & cable parts, pg 2 from 090101 & cable parts, page 2 from 090113 & cable parts, page 2 from 090126 & cable parts, Updated TOC	10/6/10	GB	DC
E	5330A	Added IPBS 0901150 & 0907143	4/5/12	JM	DC

To be used for reference only

Property of Arc Machines, Inc.

TABLE OF CONTENTS

DATE EFFECTIVE: 5 Apr 1993

PRODUCT MODEL: 9-1500
MANUAL NUMBER: 730015

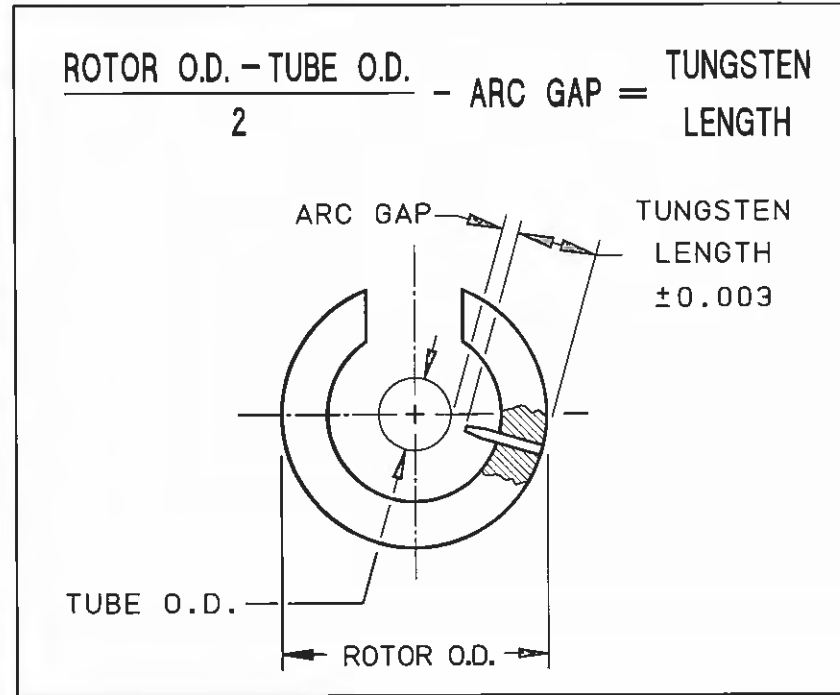
IPB NUMBER	DESCRIPTION
750015	ELECTRODE DIMENSIONS
090111	M9-1500 WELD HEAD ASSEMBLY
090512	LOCATING ARM KIT
750031	M-9 CONVERSION TO M-9E INSTRUCTIONS
090101	M9E-1500 MAIN ASSEMBLY
090113	M9AF-1500 MAIN ASSEMBLY
090139	M9BW-1500 ID WELD HEAD ASSEMBLY
090126	CASSETTE WELD HEAD ASSEMBLY
090907	TORCH 1.00 ID ASSEMBLY
090928	TORCH ½ ID ASSEMBLY
0901115	M9RR-1500 WELD HEAD ASSEMBLY
0907105	M9RR-1500 TORCH ASSEMBLY
175144-02	M9 WELD HEAD WIRING DIAGRAM
0901150	M9ETS-1500 WELD HEAD ASSY

To be used for reference only

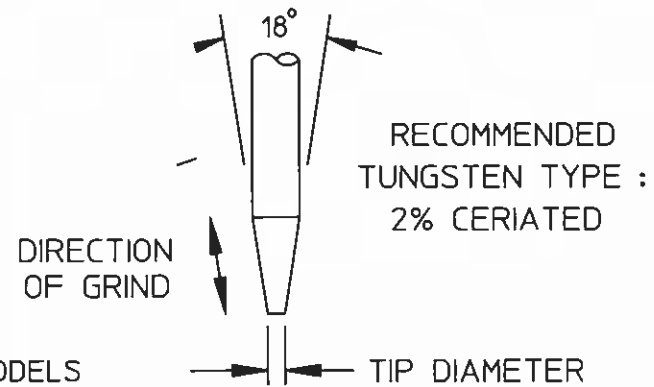
Property of Arc Machines, Inc.

ELECTRODE DIMENSIONS

ROTOR DIAMETER	
MODEL NO.	ROTOR O.D.
9-250	0.802
9-500/4-500	1.388
9-675	1.715
9M-750	1.312
9-750	2.000
9-1500	3.187
9AF-1500	2.252
9E-1500	2.687
8-2000	3.450
9-2500	4.380
9AF-2500	3.156
9E-2500	4.280
* 9-3500	5.380
9E-3500	5.310
8-4000	5.310
* 9-4500	6.875
9ER-4500	5.776
8-6625	8.094
* 9-7500	10.440
9E-7500	9.375
* FOR HEADS USING OPTIONAL TUNGSTEN EXTENDER, SEE PAGE 2.	

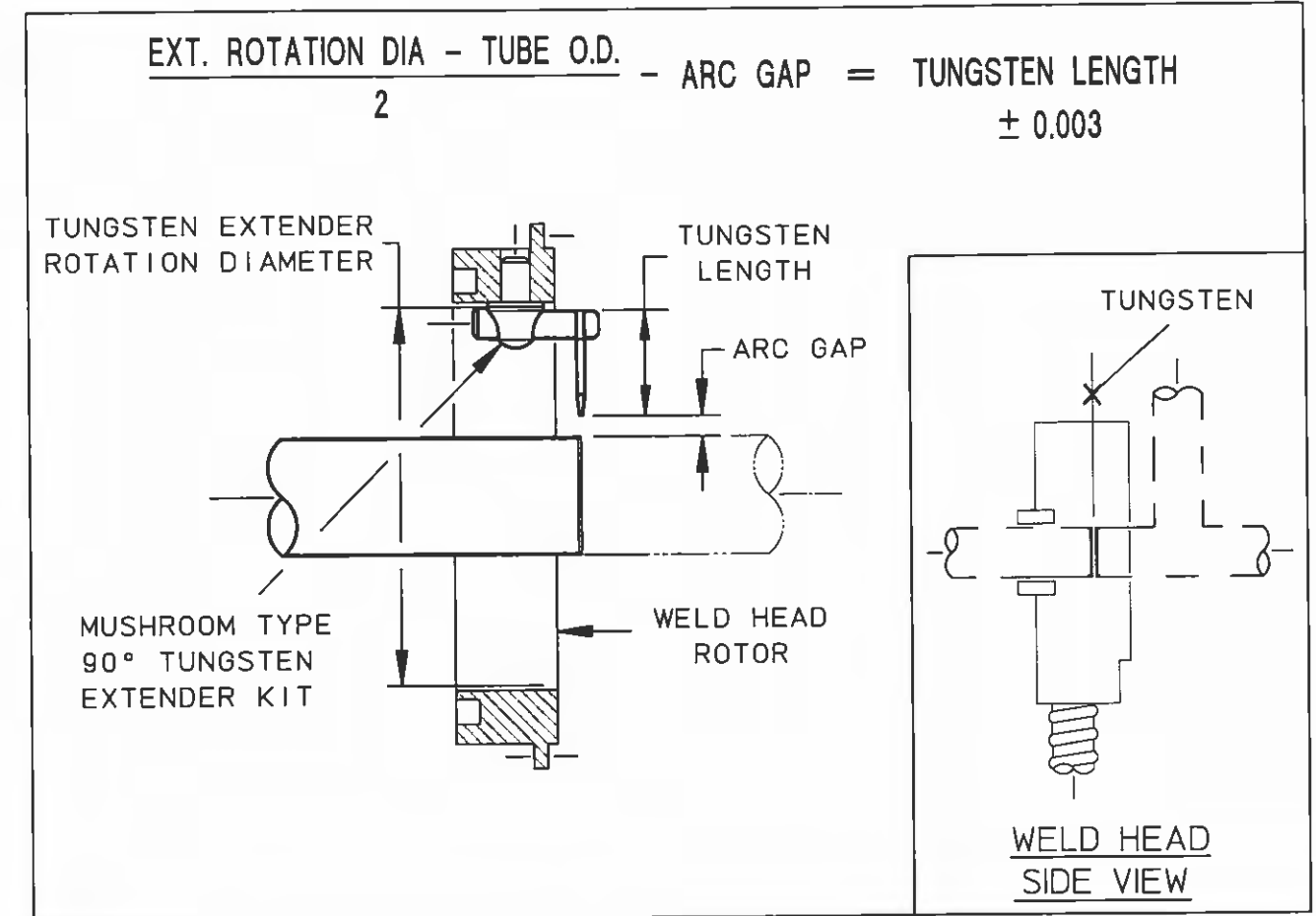


TUBE/PIPE WALL THICKNESS	RECOMMENDED ARC GAP	RECOMMENDED TIP DIA.
0.020/0.035	0.030	0.020
0.049/0.085	0.050	0.030
0.091/0.154	0.070	0.040



- NOTES:
1. RECOMMENDED ARC GAP FOR MODELS 4-500, 9-250 & 9-500 IS 0.045 MAXIMUM.
 2. IN INSTANCES WHERE OUT-OF-ROUNDNESS ON THIN-WALLED TUBING OCCURS (NORMALLY 2.500 O.D. OR LARGER), A 0.070 ARC GAP IS RECOMMENDED.
 3. DIMENSIONS ARE IN INCHES.

TUNGSTEN LENGTH CALCULATION FOR TUNGSTEN EXTENDERS

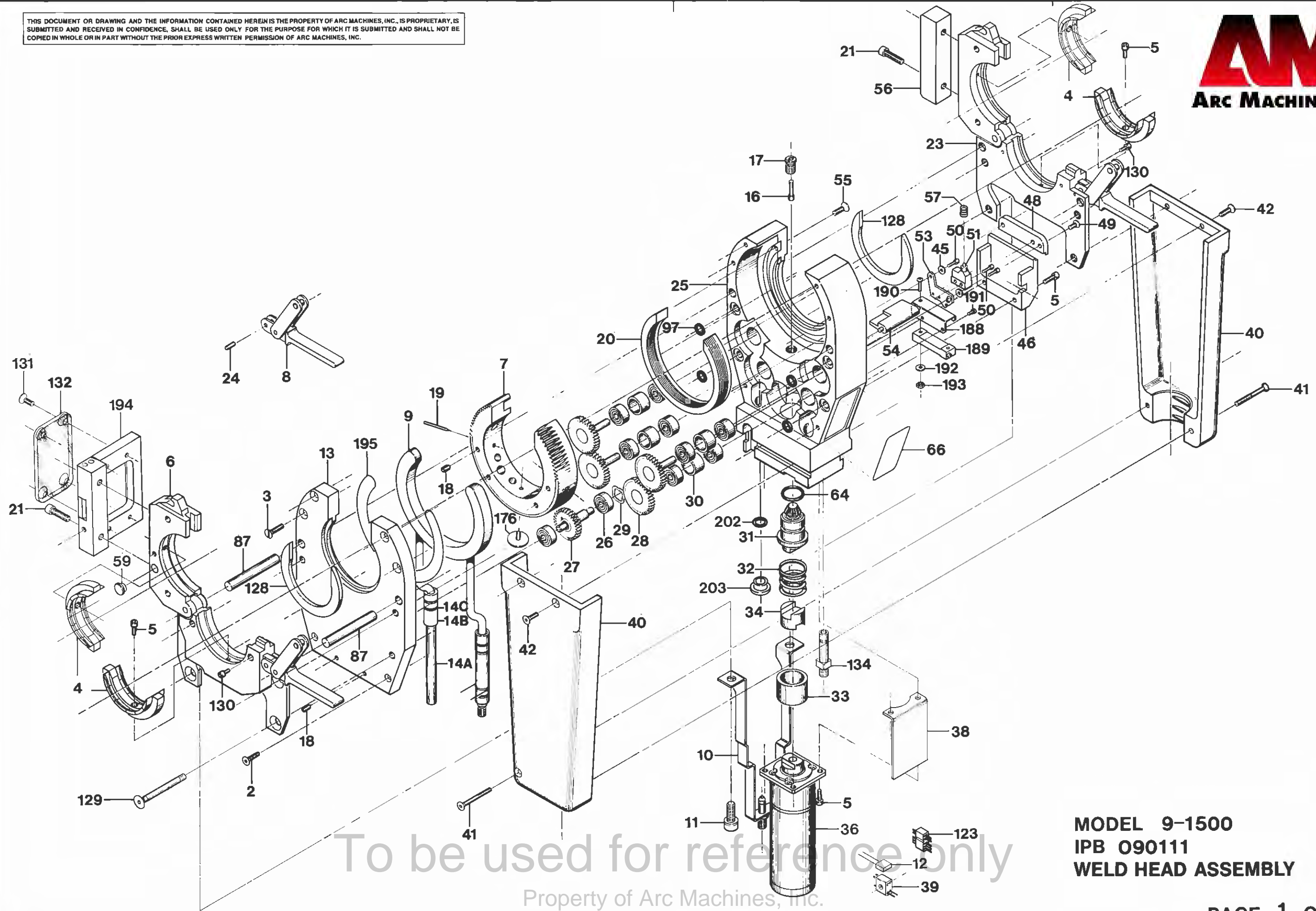


WELD HEAD MODEL NO.	KIT WITH 1/16 TUNGSTEN HOLDER PART NO.	KIT WITH 3/32 TUNGSTEN HOLDER PART NO.	TUNGSTEN EXTENDER ROTATION DIA.
9-1500	13090796-01	13090796-02	2.031
9-2500	13090796-05	13090796-06	3.156
9-3500	13090796-05	13090796-06	4.031
9-4500	13090796-03	13090796-04	4.920
9-7500	13090796-05	13090796-06	8.280

- NOTES:
1. PART NUMBERS SHOWN ARE FOR REFERENCE ONLY AND ARE SUBJECT TO CHANGE.
 2. CONTACT AMI SALES OR SERVICES FOR SPECIFIC PART NUMBER.

Property of Arc Machines, Inc.

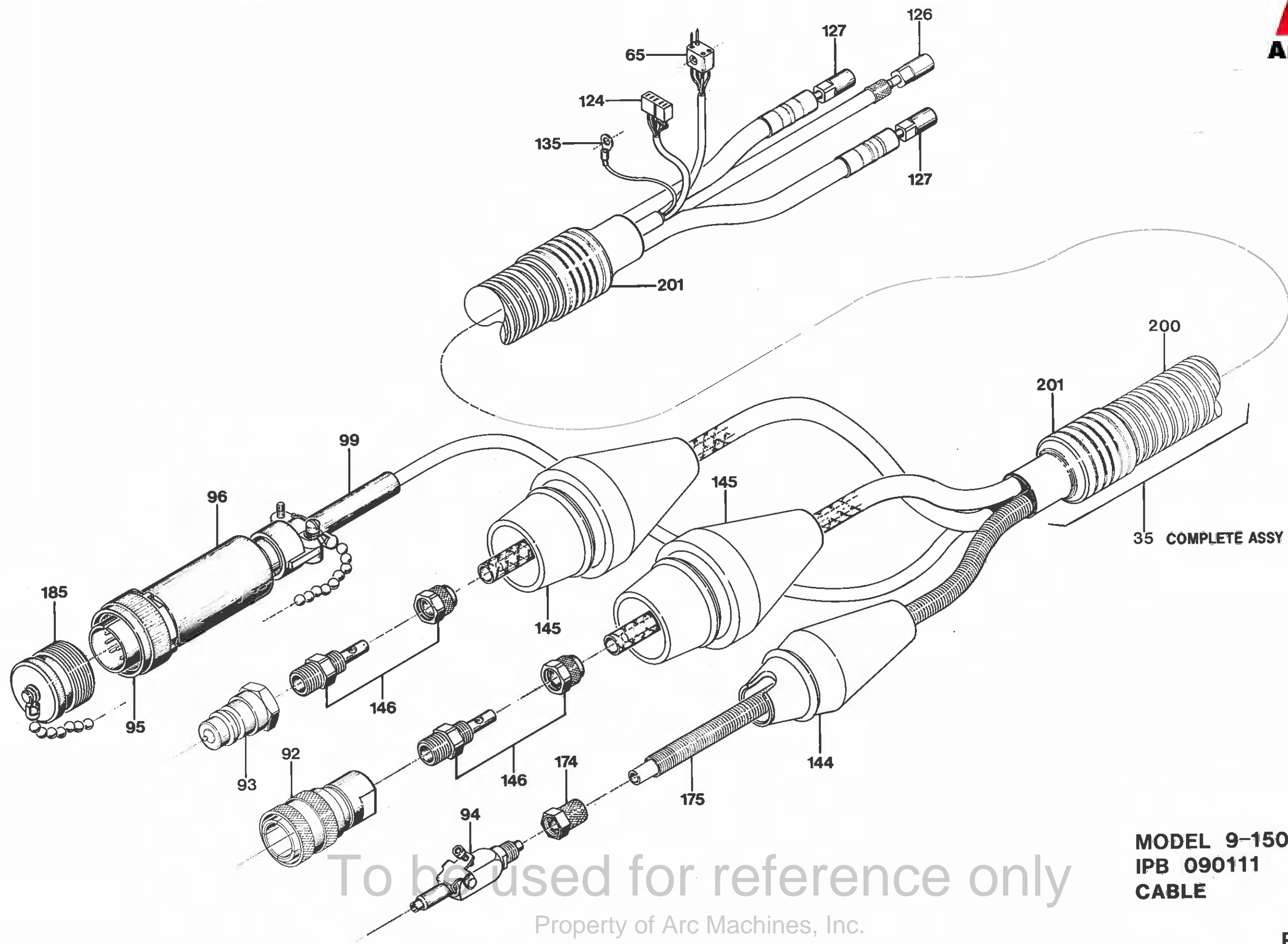
THIS DOCUMENT OR DRAWING AND THE INFORMATION CONTAINED HEREIN IS THE PROPERTY OF ARC MACHINES, INC., IS PROPRIETARY. IS SUBMITTED AND RECEIVED IN CONFIDENCE, SHALL BE USED ONLY FOR THE PURPOSE FOR WHICH IT IS SUBMITTED AND SHALL NOT BE COPIED IN WHOLE OR IN PART WITHOUT THE PRIOR EXPRESS WRITTEN PERMISSION OF ARC MACHINES, INC.



To be used for reference only
Property of Arc Machines, Inc.

MODEL 9-1500
IPB 090111
WELD HEAD ASSEMBLY

THIS DOCUMENT OR DRAWING AND THE INFORMATION CONTAINED HEREIN IS THE PROPERTY OF ARC MACHINES, INC., IS PROPRIETARY, IS SUBMITTED AND RECEIVED IN CONFIDENCE. SHALL BE USED ONLY FOR THE PURPOSE FOR WHICH IT IS SUBMITTED AND SHALL NOT BE COPIED IN WHOLE OR IN PART WITHOUT THE PRIOR EXPRESS WRITTEN PERMISSION OF ARC MACHINES, INC.



To be used for reference only

Property of Arc Machines, Inc.

MODEL 9-1500
IPB 090111
CABLE



IPB NUMBER: 090111

TO ORDER
USE PART NUMBER
DO NOT USE IPB
ITEM NUMBER

ARC MACHINES, INC.

PRODUCT MODEL: M9-1500
DESCRIPTION: MAIN ASSEMBLY
MANUAL NUMBER: 730015
NOTES:

IPB ITEM NUMBER	QTY	U/M	PART NUMBER	DESCRIPTION
1	0	-	-	-----
2	2	EA	SFS04-40-0.50NP	SCREW FLH SKT 4-40 1/2 L
3	4	EA	SFL06-32-0.62NY	SCREW FLH SLT 6-32 5/8 L NYL
4	0	-	-	-----
5	10	EA	SCS04-40-0.31NP	SCREW CAP SKT 4-40 5/16 L
6	1	EA	130905269-01	CLAMP HSG COVER SIDE
7	1	EA	13090776-01	ROTOR 9-1500
8	2	EA	13090565-01	LATCH ASSY M9-1500, 2500, 3500
9	1	EA	13090729-01	CONDUCTOR RING 9-1500
10	1	EA	13090730-01	GROUND STRAP
11	2	EA	SCS25-20-0.62SP	SCREW CAP SKT 1/4-20 5/8 L SP
12	1	EA	CK06BX104K	CAP 0.1MF 100V 10%
13	1	EA	42090155-01	COVER HSG 9-1500
14A	0.5	FT	029173	TBG SILICONE 1/8ID 1/4OD RED
14B	0.08	FT	FP-301-0.25	TBG SHRINK
14C	18	IN	MS20995C25	LOCKWIRE 1LB SPOOL .025D 304SS
15	0	-	-	-----
16	1	EA	42090704-02	PUSH ROD LIMIT SW
17	1	EA	42090704-01	BUSHING PUSH ROD
18	4	EA	SSS06-32-18NPCU	SCREW SET SKT 6-32 3/16 L CUPT
19	0	-	-	-----
20	1	EA	42090702-02	GUIDE RING
21	4	EA	SCS08-32-0.62NP	SCREW CAP SKT 8-32 5/8 L
22	0	-	-	-----
23	1	EA	130905268-01	CLAMP HSG HSG SIDE
24	2	EA	PD12-0.31SS	PIN DOWEL 1/8D 5/16L SST
25	1	EA	42090154-01	HOUSING MAIN 9-1500
26	10	EA	SSR-3LLRA3P25{	BEARING BALL .18 .50 [LY13]
27	1	EA	13090600-02	GEAR DRIVE
28	4	EA	13090600-01	GEAR IDLER
29	1	EA	SV-8	SPRING WAVE WASHER .351D .44
30	4	EA	42090602-02	SPACER BRG
31	1	EA	13090602-07	GEAR PINION DRIVE
32	1	EA	15156	SPRING CPRSN .81D .70L .067W
33	1	EA	42090602-04	SPACER SPRING
34	1	EA	42090602-03	COUPLING INSULATING DELRIN
35	1	EA	13090800-01	CABLE M9 10 FT

TUBE CLAMP INSERT-ORD BY SIZE

To be used for reference only

PRICE, PART NUMBER AND
DESCRIPTION SUBJECT TO
CHANGE WITHOUT NOTICE



IPB NUMBER: 090111

TO ORDER
USE PART NUMBER
DO NOT USE IPB
ITEM NUMBER

ARC MACHINES, INC.
PRODUCT MODEL: M9-1500
DESCRIPTION: MAIN ASSEMBLY
MANUAL NUMBER: 730015
NOTES:

IPB ITEM NUMBER	QTY	U/M	PART NUMBER	DESCRIPTION
36	1	EA	13090602-02	MOTOR DRIVE PINION 112 RPM
37	0	-	-	-----
38	1	EA	42091102-04	INSULATOR SKIRT
39	1	EA	JF2P2SCD	CONN 4 PIN PLUG MINIATURE
40	2	EA	42090104-01	HANDLE
41	2	EA	SFS04-40-1.00NP	SCREW FLH SKT 4-40 1.00 L
42	4	EA	SFS04-40-0.37NP	SCREW FLH SKT 4-40 3/8 L
43	0	-	-	-----
44	0	-	-	-----
45	2	EA	W02NP-FL	WASHER FL #2
46	1	EA	42091102-02	COVER LIMIT SW LWR 9-1500
47	0	-	-	-----
48	1	EA	42091102-01	COVER LIMIT SW UPPER
49	2	EA	SFS04-40-0.18NP	SCREW FLH SKT 4-40 3/16 L
50	4	EA	SCS02-56-0.25NP	SCREW CAP SKT 2-56 1/4 L
51	1	EA	MMGGD1D0C	SWITCH LIMIT PLUNGER
52	0	-	-	-----
53	1	EA	42091103-01	PLATE MTG LIMIT SWITCH
54	1	EA	42091100-01	LEVER LIMIT SWITCH
55	5	EA	SFL06-32-0.43NY	SCREW FLH SLT 6-32 7/16 L NYL
56	1	EA	42090515-02	CLOSURE END
57	1	EA	L-14	SPRING CPRSN .25D .43L .020W
58	0	-	-	-----
59	1	EA	650	PLUG 1/4 DIA HOLE
64	1	EA	2-014	O RING .489 ID .070 W
65	1	EA	JF2G2PCB	CONN 4 SOCKET RECEPTACLE MINTR
66	1	EA	420901111-02	NAMEPLATE IDENT TAG 9-1500
87	2	EA	42090164-02	PIN .250D 1.72L 9-1500
88	0	-	-	-----
89	0	-	-	-----
92	1	EA	42060800-02	COUPLING O/D CONN (SM-251B)
93	1	EA	S-252-B	COUPLING O/D MALE WATER/POWER
94	1	EA	294-PMD-04	DO NOT CALL USE: 1351109-01
95	1	EA	MG3186B18-1F	CONN 18 PIN PLUG
96	1	EA	G1501N186A3A	CONN BACKSHIELD
97	4	EA	2-008	O RING .187 ID .070 W VITON
98	0	-	-	-----

PRICE, PART NUMBER AND
DESCRIPTION SUBJECT TO
CHANGE WITHOUT NOTICE

To be used for reference only
Property of Arc Machines, Inc.



IPB NUMBER: 090111

TO ORDER
USE PART NUMBER
DO NOT USE IPB
ITEM NUMBER

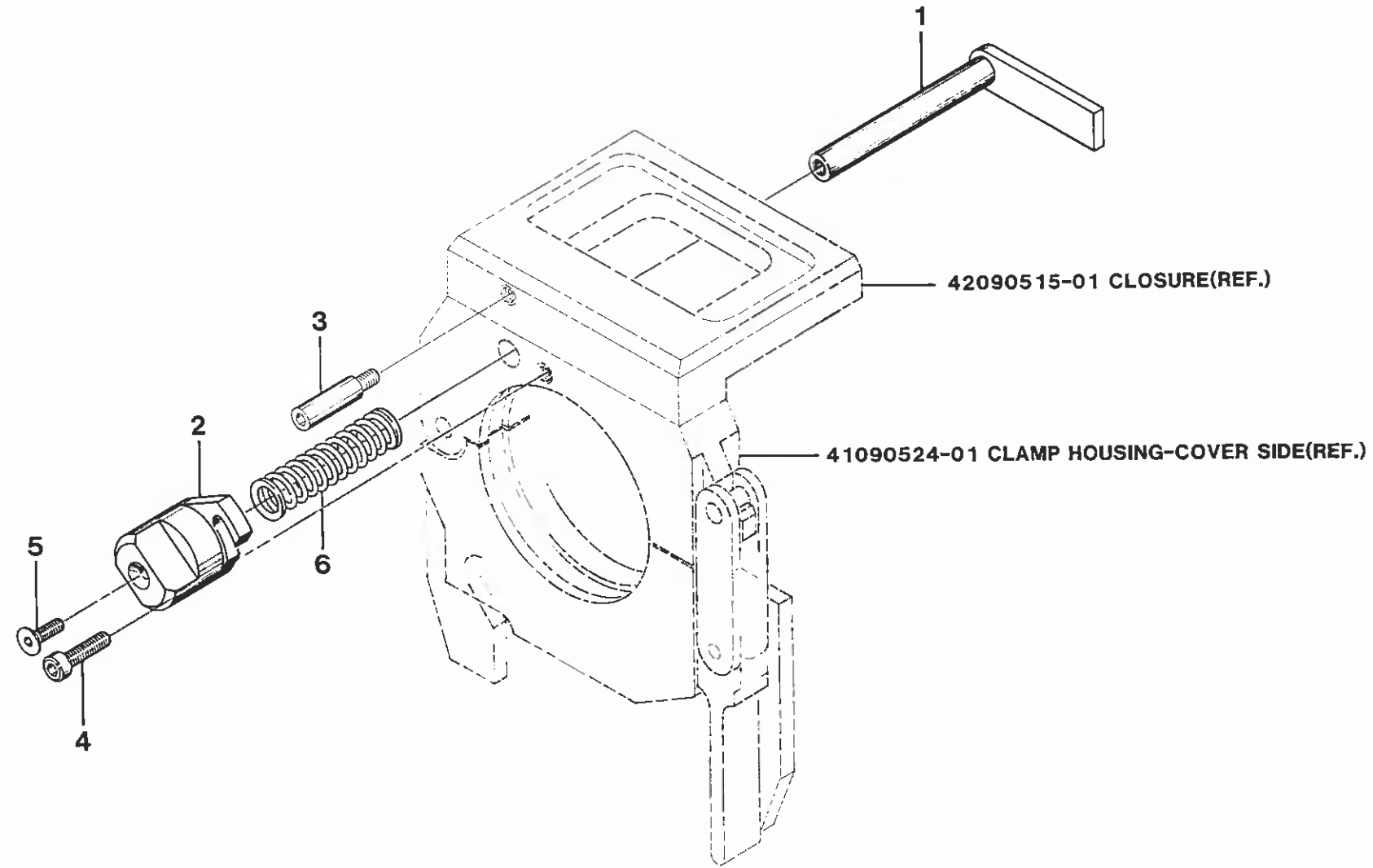
ARC MACHINES, INC.

PRODUCT MODEL: M9-1500
DESCRIPTION: MAIN ASSEMBLY
MANUAL NUMBER: 730015
NOTES:

IPB ITEM NUMBER	QTY	U/M	PART NUMBER	DESCRIPTION
99	1	EA	MG39056-3	CONN TELESCOPIC BUSHING
123	1	EA	5PM	OBS USE 7051
124	1	EA	5PF	OBS USE 7052
125	0	-	-	-----
126	1	EA	2PF1	FTG 1/4 20 FEMALE
127	2	EA	42060800-01	OBS (USE ARC 1881)
128	2	EA	420907168-01	HEAT SHIELD 9-1500
129	4	EA	13090124-01	SCREW INSULATED
130	4	EA	SCS04-40-0.37NP	SCREW CAP SKT 4-40 3/8 L
131	4	EA	SFL06-32-0.31NY	SCREW FLH SLT 6-32 5/16 L NYL
132	1	EA	42090515-03	WINDOW
134	1	EA	13090803-01	TUBE FTG GAS
135	1	EA	R610023SB	TERM 16 14 AWG #6
144	1	EA	42060805-04	BOOT MALE GAS
145	2	EA	42060804-01	BOOT MALE POWER/GROUND
146	2	EA	42060800-07	FTG COUPLING HOSE/CABLE
147	0	-	-	-----
174	1	EA	261 PG 04	FTG NUT/SLEEVE SPRING 1/4 TUBE
175	1	EA	AS200710	SPRING GUARD .34 OD 18.00 LG
176	1	EA	420907156-01	CAM LIMIT SWITCH
185	1	EA	1350110-04	DUST CAP ASSY W/CHAIN(MALE10D)
186	0	-	-	-----
188	1	EA	420901131-01	RETAINER TRIM POT M9-1500
189	1	EA	3057L-1-103	POT TRIM 10K OHM 1.25L
190	1	EA	SBS02-56-0.37NP	SCREW BTH SKT 2-56 3/8 L
191	2	EA	SCS02-56-0.12NP	SCREW CAP SKT 2-56 1/8 L
192	1	EA	W02NP-FL	WASHER FL #2
193	1	EA	N02-56ZP-HEX	NUT 2-56
194	1	EA	130905214-01	CLOSURE FLIP-TOP M9-1500
195	1	EA	420907215-01	PLATE BACKING M9-1500
200	9	FT	DUCT 0.87 50 W	CONDUIT WHT 0.87 ID
201	6	IN	M23053/5 111 0	TBC SHRINK 1 1/2 ID BLK
202	1	EA	2-010-S604-70	O RING .238 ID .070 W SILICONE
203	1	EA	420901126-02	GROMMET

PRICE, PART NUMBER AND
DESCRIPTION SUBJECT TO
CHANGE WITHOUT NOTICE

To be used for reference only
Property of Arc Machines, Inc.



To be used for reference only

Property of Arc Machines, Inc.

MODEL 9-1500
IPB 090512
LOCATING ARM KIT



IPB NUMBER: 090512

TO ORDER
USE PART NUMBER
DO NOT USE IPB
ITEM NUMBER

ARC MACHINES, INC.

PRODUCT MODEL: 9-1500
DESCRIPTION: LOCATING ARM KIT
MANUAL NUMBER: 730015
NOTES:

IPB ITEM NUMBER	QTY	U/M	PART NUMBER	DESCRIPTION
1	1	EA	130905107-01	ARM LOCATING BRAZED M9CT-1500
2	1	EA	130905108-01	KNOB ASSY 1500 2500 3500 4500
3	1	EA	420905277-04	STOP (44D22)
4	1	EA	SCS04-40-0.37NP	SCREW CAP SKT 4-40 3/8 L
5	1	EA	SFS02-56-0.31NP	SCREW FLH SKT 2-56 5/16 L
6	1	EA	S-910	SPRING CPRSN .31D 2.00L .024W

PRICE, PART NUMBER AND
DESCRIPTION SUBJECT TO
CHANGE WITHOUT NOTICE

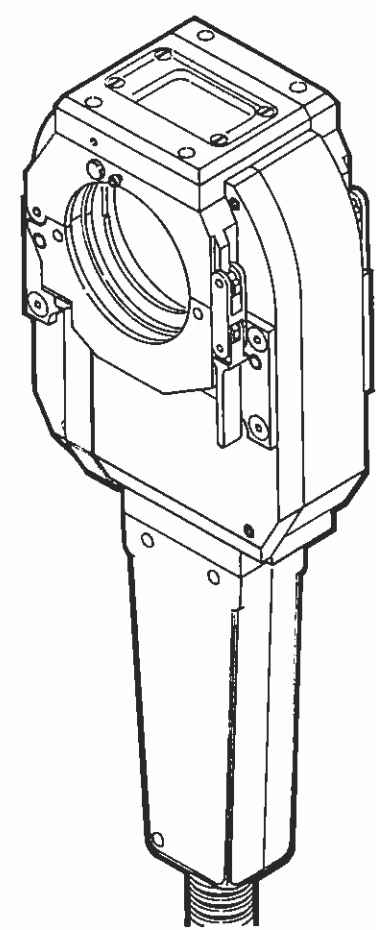
Page 2 of 2

To be used for reference only

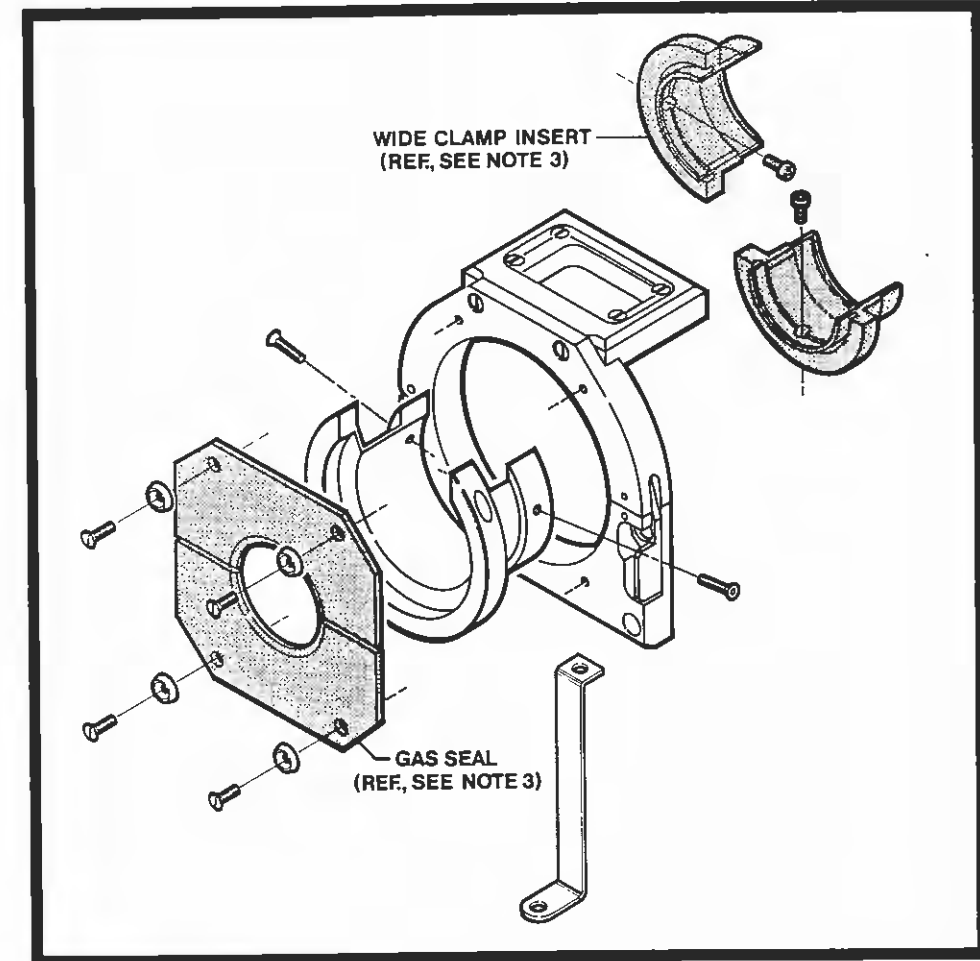
Property of Arc Machines, Inc.

MODEL 9 CONVERSION TO MODEL 9E INSTRUCTIONS

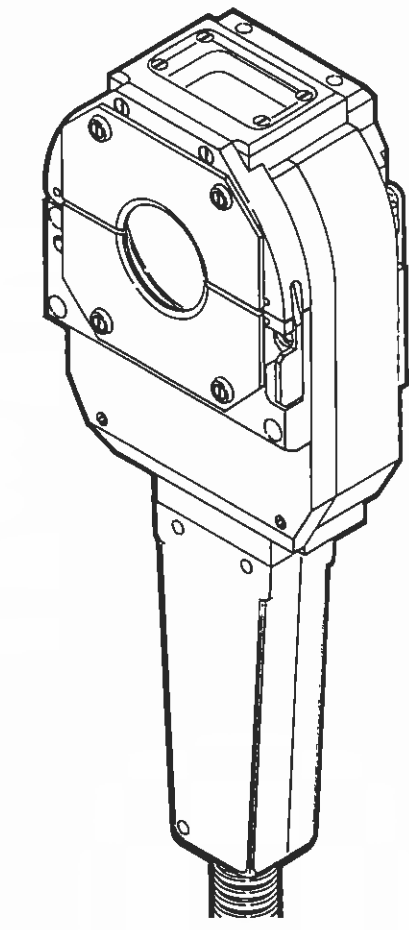
(MODELS 9-1500, 9-2500, 9-3500, 9-4500 AND 9-7500)



MODEL 9



**MODEL 9E KIT
(OPTION)**

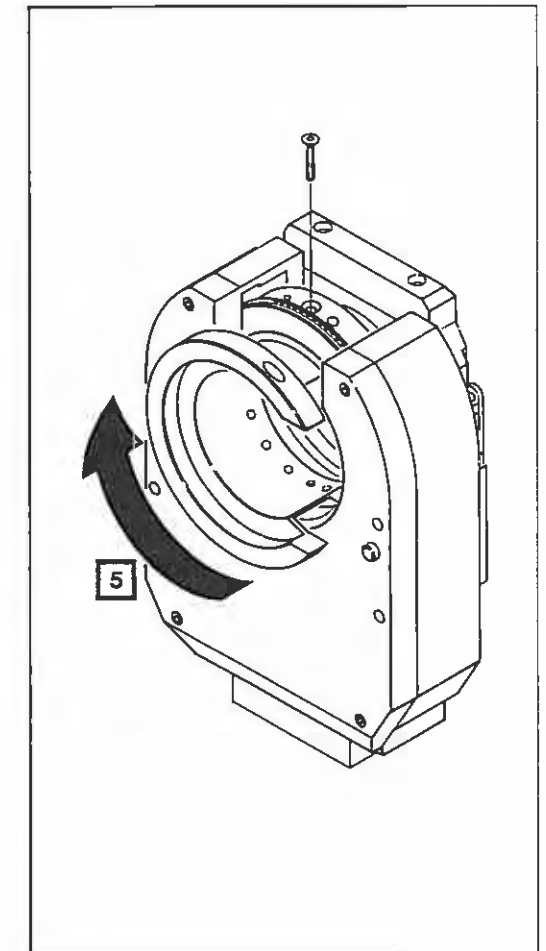
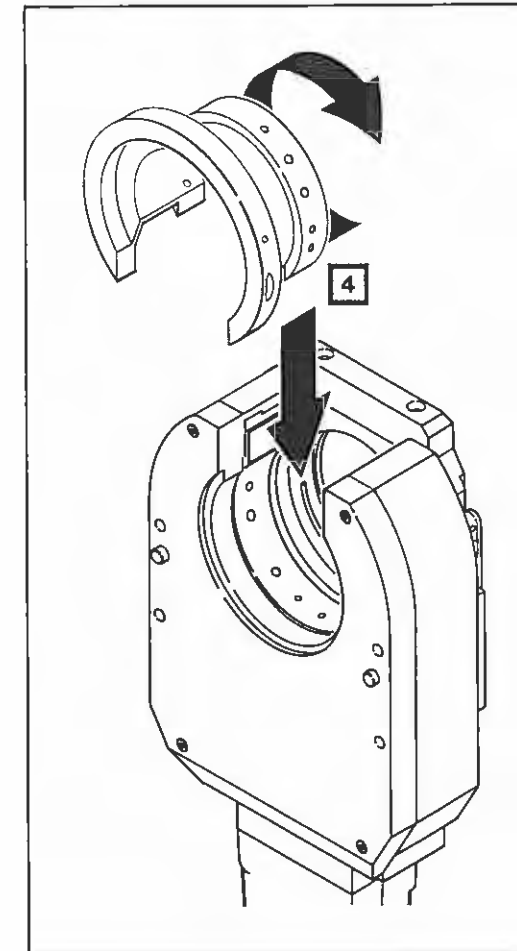
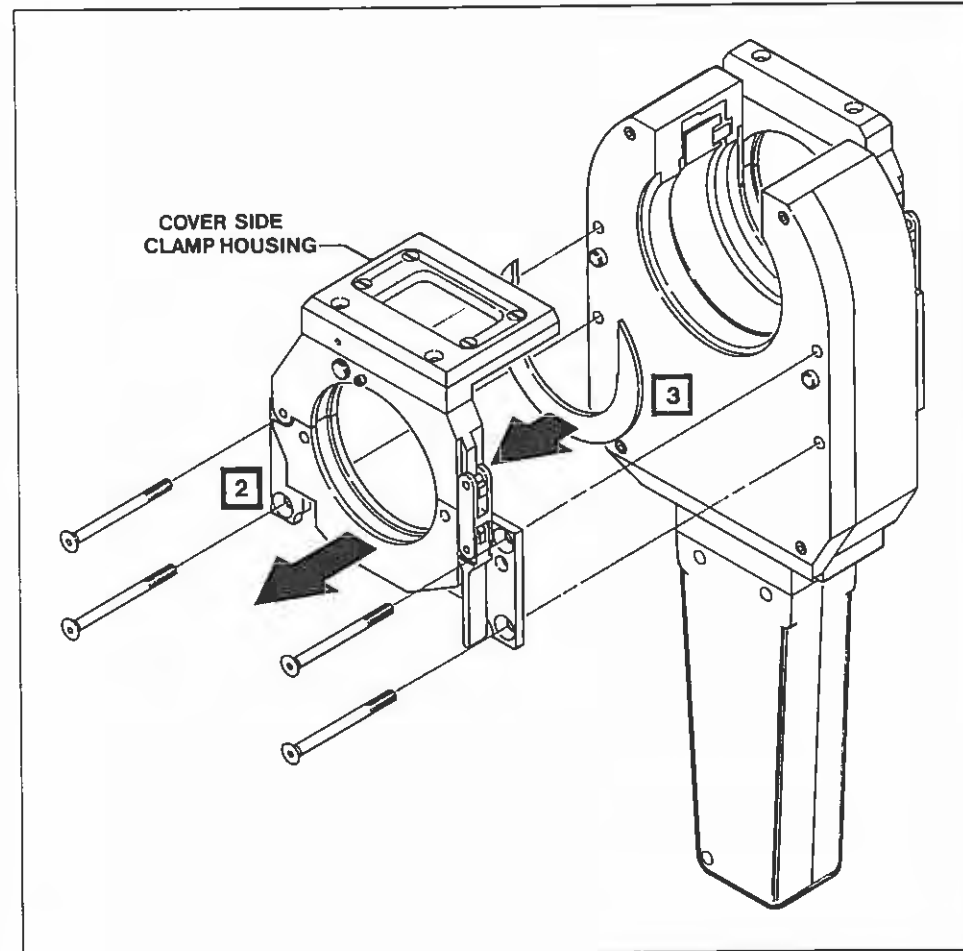
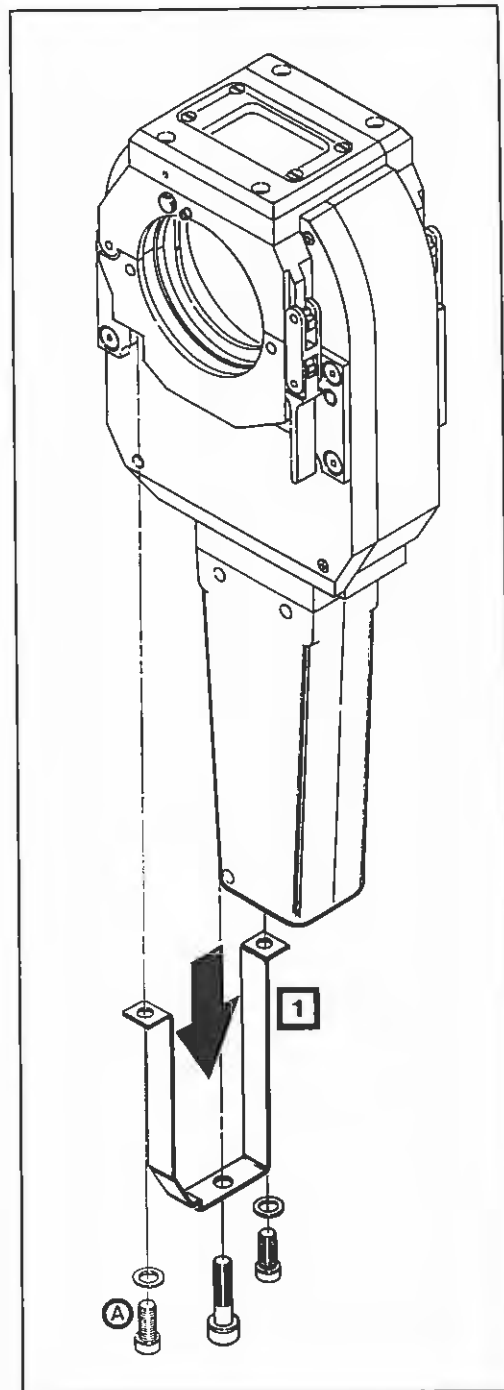


MODEL 9E

- NOTES :**
- 1. TO ORDER MODEL 9E KIT SPECIFY WELD HEAD MODEL NUMBER.
 - 2. MODEL 9-2500 USED FOR ILLUSTRATION.
 - 3. WIDE CLAMP INSERT AND GAS SEAL ARE NOT INCLUDED IN KIT.
TO ORDER WIDE CLAMP INSERT AND GAS SEAL SPECIFY TUBE SIZE (O.D.).

To be used for reference only

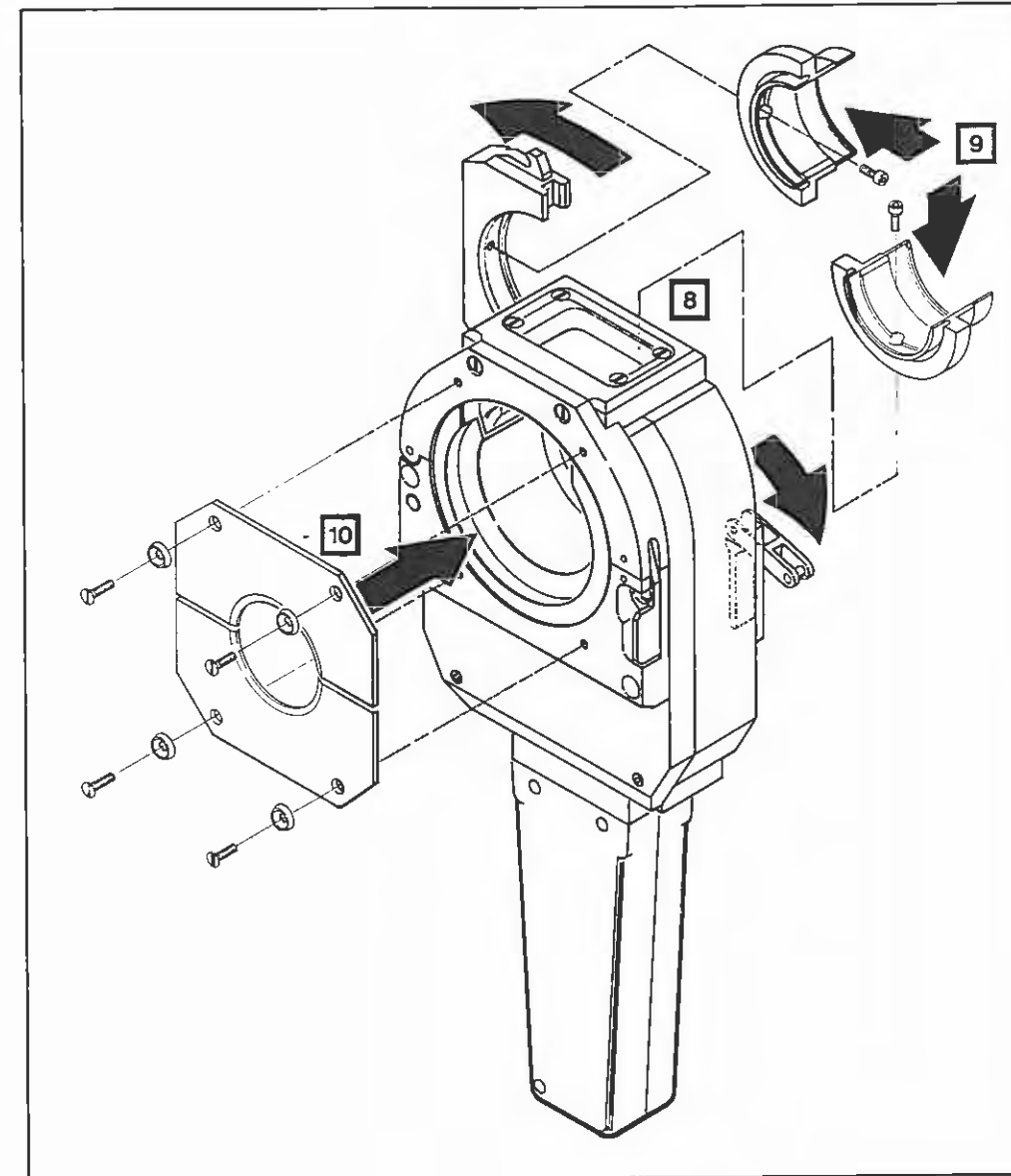
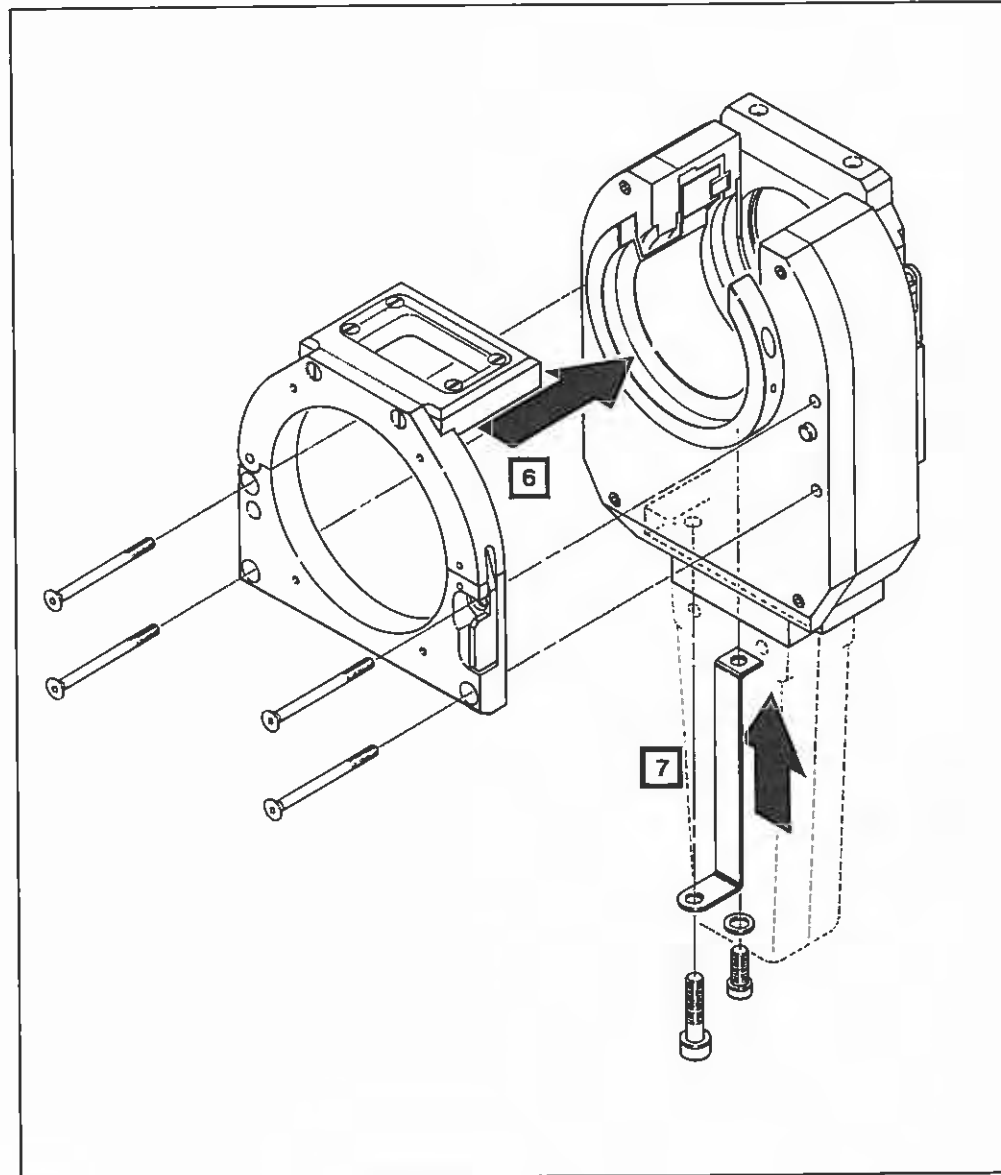
Property of Arc Machines, Inc.



- 1** REMOVE ORIGINAL GROUND STRAP EXCEPT ON MODEL 9-1500 REMOVE SCREW **A** ONLY (ORIGINAL GROUND STRAP IS USED).
- 2** REMOVE COVER SIDE CLAMP HOUSING.
- 3** REMOVE HEAT SHIELD.
- 4** INSTALL ROTOR EXTENSION FROM THE KIT.
- 5** CONNECT WELD HEAD TO POWER SUPPLY AND JOG ROTOR UNTIL ROTOR EXTENSION MOUNTING SCREW HOLE IS ACCESSIBLE. INSTALL MOUNTING SCREWS (2 TO 4 EACH DEPENDING ON MODEL #) AND TIGHTEN.

To be used for reference only

Property of Arc Machines, Inc.



- 6** MOUNT THE GAS SEAL HOUSING ASSEMBLY FROM THE KIT TO THE WELD HEAD USING ORIGINAL SCREWS.
- 7** INSTALL GROUND STRAP FROM THE KIT USING ORIGINAL SCREWS, EXEPT FOR MODEL 9-1500 USE ORIGINAL GROUND STRAP AND SCREWS.
- 8** OPEN HOUSING SIDE CLAMP.
- 9** INSTALL WIDE CLAMP INSERT ASSEMBLY (NOT PROVIDED IN CONVERSION KIT).
- 10** INSTALL GAS SEAL ASSEMBLY (NOT PROVIDED IN CONVERSION KIT).

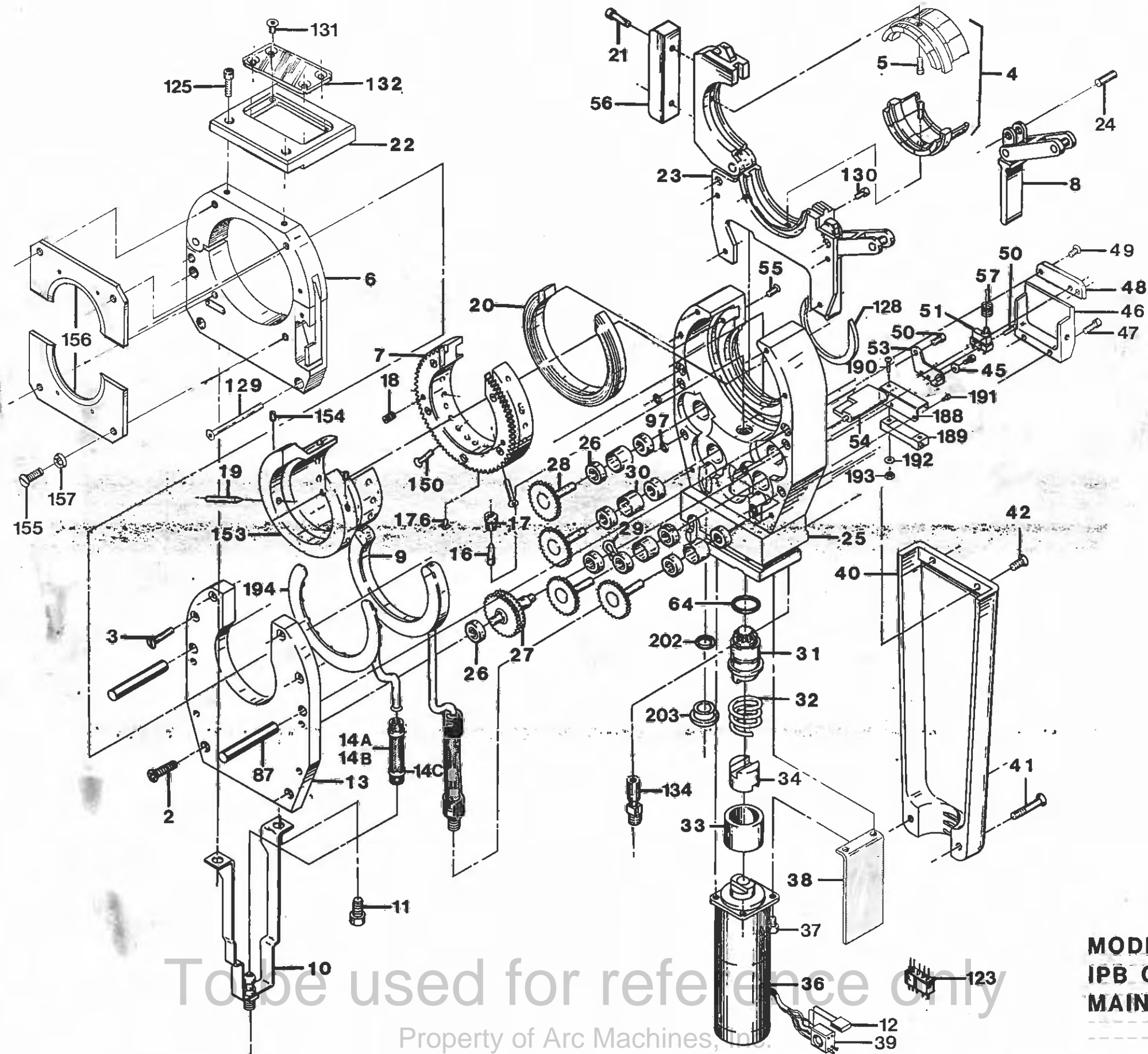
To be used for reference only

Property of Arc Machines, Inc.

THIS DOCUMENT OR DRAWING AND THE INFORMATION CONTAINED HEREIN IS THE PROPERTY OF ARC MACHINES, INC. IS PROPRIETARY, IS SUBMITTED AND RECEIVED IN CONFIDENCE, SHALL BE USED ONLY FOR THE PURPOSE FOR WHICH IT IS SUBMITTED AND SHALL NOT BE COPIED IN WHOLE OR IN PART WITHOUT THE PRIOR EXPRESS WRITTEN PERMISSION OF ARC MACHINES, INC.



ART No. USE 10 POINT HELVETICA REGULAR ONLY

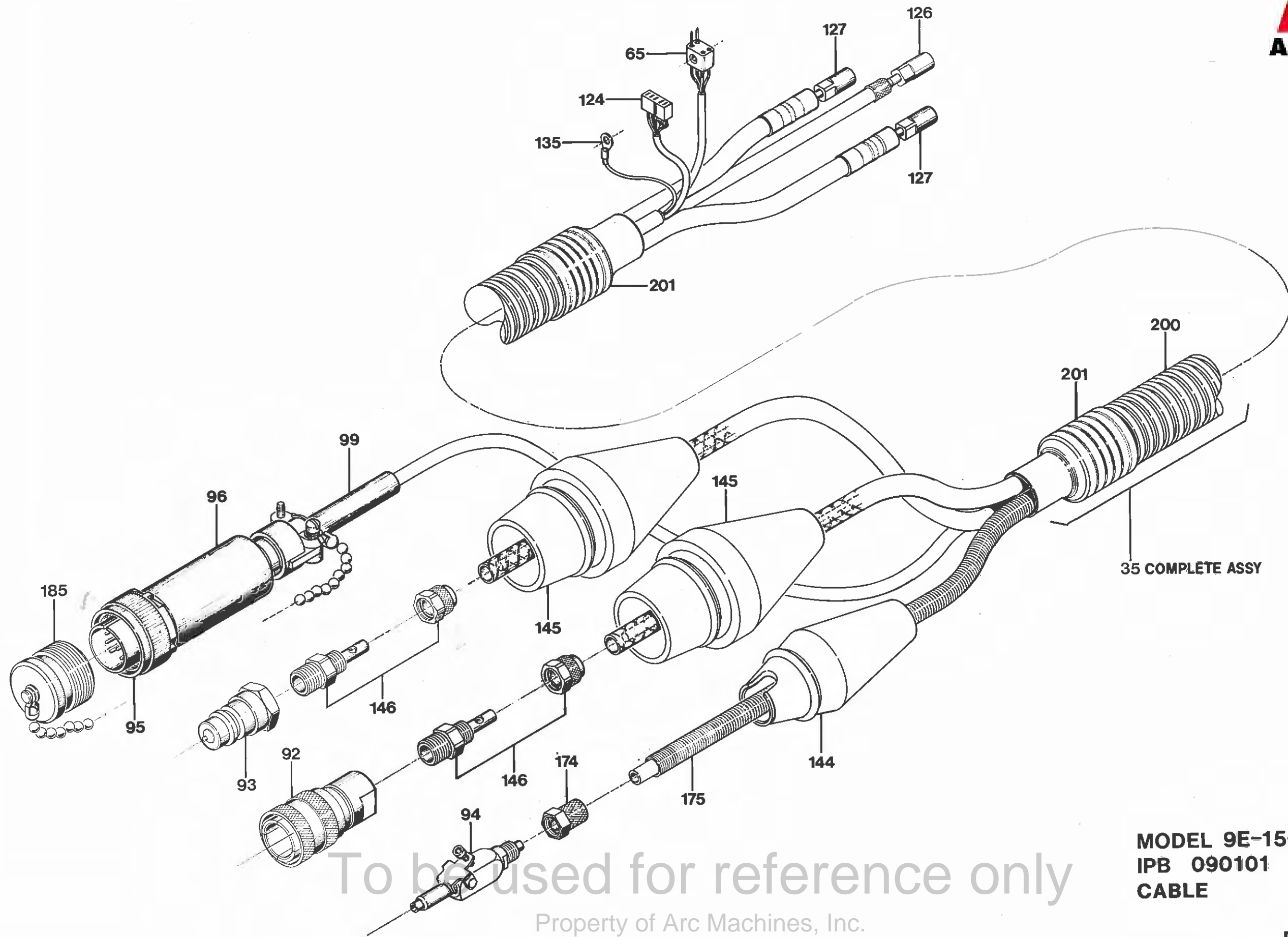


To be used for reference only

Property of Arc Machines, Inc.

MODEL 9E-1500
IPB 090101
MAIN ASSEMBLY

THIS DOCUMENT OR DRAWING AND THE INFORMATION CONTAINED HEREIN IS THE PROPERTY OF ARC MACHINES, INC., IS PROPRIETARY, IS SUBMITTED AND RECEIVED IN CONFIDENCE, SHALL BE USED ONLY FOR THE PURPOSE FOR WHICH IT IS SUBMITTED AND SHALL NOT BE COPIED IN WHOLE OR IN PART WITHOUT THE PRIOR EXPRESS WRITTEN PERMISSION OF ARC MACHINES, INC.



To be used for reference only

Property of Arc Machines, Inc.

MODEL 9E-1500
IPB 090101
CABLE



IPB NUMBER: 090101

TO ORDER
USE PART NUMBER
DO NOT USE IPB
ITEM NUMBER

ARC MACHINES, INC.

PRODUCT MODEL: M9-1500
DESCRIPTION: MAIN ASSEMBLY MODEL 9E
MANUAL NUMBER: 730015
NOTES:

IPB ITEM NUMBER	QTY	U/M	PART NUMBER	DESCRIPTION
1	0	-	-	-----
2	2	EA	SFS04-40-0.50NP	SCREW FLH SKT 4-40 1/2 L
3	4	EA	SFL06-32-0.62NY	SCREW FLH SLT 6-32 5/8 L NYL
4	0	-	-	-----
5	2	EA	SCS04-40-0.31NP	SCREW CAP SKT 4-40 5/16 L
6	1	EA	13090550-01	HOUSING GAS SEAL 9E-1500
7	1	EA	13090776-01	ROTOR 9-1500
8	2	EA	13090565-01	LATCH ASSY M9-1500, 2500, 3500
9	1	EA	13090729-01	CONDUCTOR RING 9-1500
10	1	EA	13090730-01	GROUND STRAP
11	1	EA	SCS25-20-0.62SP	SCREW CAP SKT 1/4-20 5/8 L SP
12	1	EA	CK06BX104K	CAP 0.1MF 100V 10%
13	1	EA	42090155-01	COVER HSG 9-1500
14A	0.5	FT	029173	TBG SILICONE 1/8ID 1/4OD RED
14B	0.08	FT	FP-301-0.25	TBG SHRINK
14C	18	IN	MS20995C25	LOCKWIRE 1LB SPOOL .025D 304SS
15	0	-	-	-----
16	1	EA	42090704-02	PUSH ROD LIMIT SW
17	1	EA	42090704-01	BUSHING PUSH ROD
18	2	EA	SSS06-32-18NPCU	SCREW SET SKT 6-32 3/16 CUPT
19	0	-	-	-----
20	1	EA	42090702-02	GUIDE RING
21	2	EA	SCS08-32-0.62NP	SCREW CAP SKT 8-32 5/8 L
22	1	EA	420905165-01	CLOSURE 9E-1500
23	1	EA	13090525-01	CLAMP HSG HSG SIDE
24	2	EA	PD12-0.31SS	PIN DOWEL 1/8D 5/16L SST
25	1	EA	42090154-01	HOUSING MAIN 9-1500
26	10	EA	SSR-3LLRA3P2 [BEARING BALL .18 .50 [5LY-101]
27	1	EA	13090600-02	GEAR DRIVE
28	4	EA	13090600-01	GEAR IDLER
29	1	EA	SV-8	SPRING WAVE WASHER .351D .44
30	4	EA	42090602-02	SPACER BRG
31	1	EA	13090602-07	GEAR PINION DRIVE
32	1	EA	15156	SPRING CPRSN .81D .70L .067W
33	1	EA	42090602-04	SPACER SPRING
34	1	EA	42090602-03	COUPLING INSULATING DELRIN
35	1	EA	13090800-01	CABLE M9 10 FT

WIDE CLAMP INSERT-ORD BY SIZE

ITEMS 18 AND 176 INCLUDED

PRICE, PART NUMBER AND
DESCRIPTION SUBJECT TO
CHANGE WITHOUT NOTICE

To be used for reference only

Property of Arc Machines, Inc.



IPB NUMBER: 090101

TO ORDER
USE PART NUMBER
DO NOT USE IPB
ITEM NUMBER

ARC MACHINES, INC.

PRODUCT MODEL: M9-1500
DESCRIPTION: MAIN ASSEMBLY MODEL 9E
MANUAL NUMBER: 730015
NOTES:

IPB ITEM NUMBER	QTY	U/M	PART NUMBER	DESCRIPTION	
36	1	EA	13090602-02	MOTOR DRIVE PINION 112 RPM	ITEMS 12 AND 39 INCLUDED
37	4	EA	SCS04-40-0.31NP	SCREW CAP SKT 4-40 5/16 L	
38	1	EA	42091102-04	INSULATOR SKIRT	
39	1	EA	JF2P2SCD	CONN 4 PIN PLUG MINIATURE	
40	2	EA	42090104-01	HANDLE	
41	2	EA	SFS04-40-1.00NP	SCREW FLH SKT 4-40 1.00 L	
42	4	EA	SFS04-40-0.37NP	SCREW FLH SKT 4-40 3/8 L	
43	1	EA	117S-10K	POT TRIM 10K OHM	
44	2	EA	SCS02-56-0.31NP	SCREW CAP SKT 2-56 5/16 L	
45	2	EA	W02NP-FL	WASHER FL #2	
46	1	EA	42091102-02	COVER LIMIT SW LWR 9-1500	
47	2	EA	SCS04-40-0.31NP	SCREW CAP SKT 4-40 5/16 L	
48	1	EA	42091102-01	COVER LIMIT SW UPPER	
49	2	EA	SFS04-40-0.31NP	SCREW FLH SKT 4-40 5/16 L	
50	4	EA	SCS02-56-0.25NP	SCREW CAP SKT 2-56 1/4 L	
51	1	EA	MMGGD1DOC	SWITCH LIMIT PLUNGER	
52	0	-	-	-----	
53	1	EA	42091103-01	PLATE MTG LIMIT SWITCH	
54	1	EA	13091100-01	LEVER ASSY LIMIT SW ACTB	
55	5	EA	SFL06-32-0.43NY	SCREW FLH SLT 6-32 7/16 L NYL	
56	1	EA	42090515-02	CLOSURE END	
57	1	EA	L-14	SPRING CPRSN .25D .43L .020W	
58	0	-	-	-----	
64	1	EA	2-014	O RING .489 ID .070 W	
65	1	EA	JF2S2PCD	CONN 4 SOCKET RECEPTACLE MINTR	
66	0	-	-	-----	
87	0	EA	42090164-02	PIN .250D 1.72L 9-1500	
88	0	-	-	-----	
95	1	EA	42060800-02	COUPLING Q/D CONN (SM-251B)	
93	1	EA	SM252B	COUPLING	
94	1	EA	294-PMD-04	DO NOT SELL USE: 1351109-01	
95	1	EA	MS3106E18-1P	CONN 10 PIN PLUG	
96	1	EA	G1501N186A3A	CONN BACKSHELL	
97	4	EA	2-008	O RING .187 ID .070 W VITON	
98	0	-	-	-----	
99	1	EA	MS39056-3	CONN TELESCOPIC BUSHING	
123	1	EA	5PM	OBS USE 7051	

PRICE, PART NUMBER AND
DESCRIPTION SUBJECT TO
CHANGE WITHOUT NOTICE

To be used for reference only

Property of Arc Machines, Inc.



IPB NUMBER: 090101

TO ORDER
USE PART NUMBER
DO NOT USE IPB
ITEM NUMBER

ARC MACHINES, INC.

PRODUCT MODEL: M9-1500
DESCRIPTION: MAIN ASSEMBLY MODEL 9E
MANUAL NUMBER: 730015
NOTES:

IPB ITEM NUMBER	QTY	U/M	PART NUMBER	DESCRIPTION
124	1	EA	5PF	OBS USE 7052
125	2	EA	SCS08-32-0.37NP	SCREW CAP SKT 8-32 3/8 L
126	1	EA	3PF1	FTG 1/4 28 FEMALE
127	2	EA	42060800 01	OBS (USE ARC 1881)
128	1	EA	420907168-01	HEAT SHIELD 9-1500
129	4	EA	42090174-10	SCREW 9-1500 (SFS10-32-1.75NP)
130	2	EA	SCS04-40-0.37NP	SCREW CAP SKT 4-40 3/8 L
131	4	EA	SFL06-32-0.31NY	SCREW FLH SLT 6-32 5/16 L NYL
132	1	EA	42090515-03	WINDOW
134	1	EA	13090803-01	TUBE FTG GAS
135	1	EA	R6100208B	TERM 16 14 AWG #6
144	1	EA	42060805 04	BOOT MALE GAS
145	2	EA	42060804 01	BOOT MALE POWER/GROUND
146	2	EA	42060800 07	FTG COUPLING HOSE/CABLE
147	0	-	-	-----
150	2	EA	SFS04-40-0.62NP	SCREW FLH SKT 4-40 5/8 L
151	0	-	-	-----
153	1	EA	13090737-01	ROTOR EXTENSION 9E-1500
154	2	EA	SSS04-40-18NPCU	SCREW SET SKT 4-40 3/16 CUPT
155	4	EA	SFL06-32-0.50NY	SCREW FLH SLT 6-32 1/2 L NYL
156	0	-	-	-----
157	4	EA	11SFW0008	WASHER NYLON FINISHING #8
158	0	-	-	-----
174	1	EA	261 PG 04	FTG NUT/SLEEVE SPRING 1/4 TUBE
175	1	EA	A8200718	SPRING GUARD .34 OD 18.00 LG
176	1	EA	42090703-02	CAM LIMIT SWITCH 9TS-900
185	1	EA	1350110 04	DUCT CAP ASSY W/CHAIN(MALE18D)
188	1	EA	420901131-01	RETAINER TRIM POT M9-1500
189	1	EA	3057L-1-103	POT TRIM 10K OHM 1.25L
190	1	EA	SBS02-56-0.37NP	SCREW BTH SKT 2-56 3/8 L
191	2	EA	SCS02-56-0.12NP	SCREW CAP SKT 2-56 1/8 L
192	1	EA	W02NP-FL	WASHER FL #2
193	1	EA	N02-56ZP-HEX	NUT 2-56
194	1	EA	420907215-01	PLATE BACKING M9-1500
200	9	FT	DUCT 0.87 50 W	CONDUIT WHT 0.87 ID
201	6	IN	M23053/5 111 0	TBC SHRINK 1 1/2 ID BLK
202	1	EA	2-010-S604-70	O RING .238 ID .070 W SILICONE

GAS SEAL-ORD BY SIZE

PRICE, PART NUMBER AND
DESCRIPTION SUBJECT TO
CHANGE WITHOUT NOTICE

To be used for reference only

Property of Arc Machines, Inc.



IPB NUMBER: 090101

TO ORDER
USE PART NUMBER
DO NOT USE IPB
ITEM NUMBER

ARC MACHINES, INC.

PRODUCT MODEL: M9-1500
DESCRIPTION: MAIN ASSEMBLY MODEL 9E
MANUAL NUMBER: 730015
NOTES:

IPB ITEM NUMBER	QTY	U/M	PART NUMBER	DESCRIPTION
203	1	EA	420901126-02	GROMMET

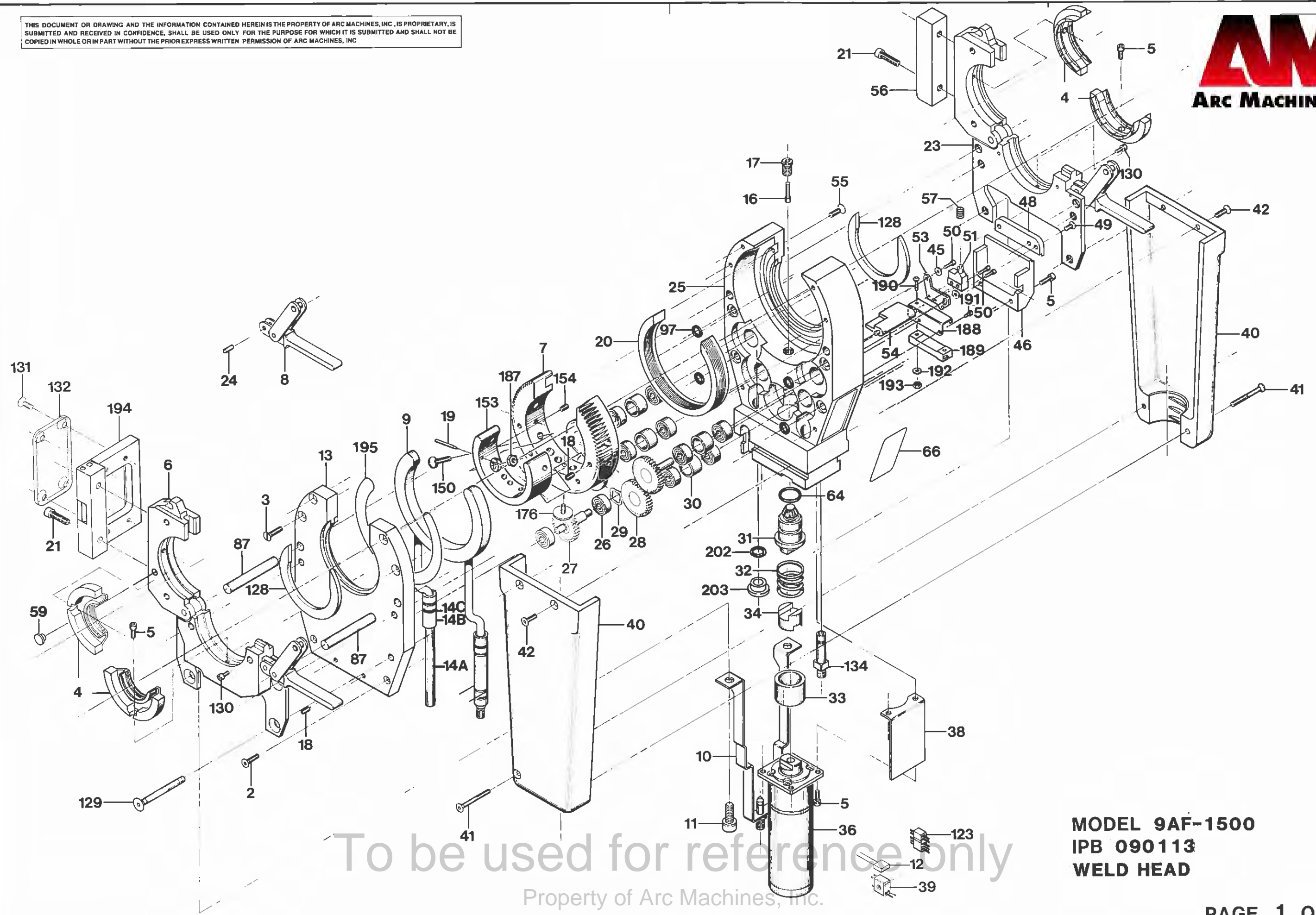
PRICE, PART NUMBER AND
DESCRIPTION SUBJECT TO
CHANGE WITHOUT NOTICE

Page 6 of 6

To be used for reference only

Property of Arc Machines, Inc.

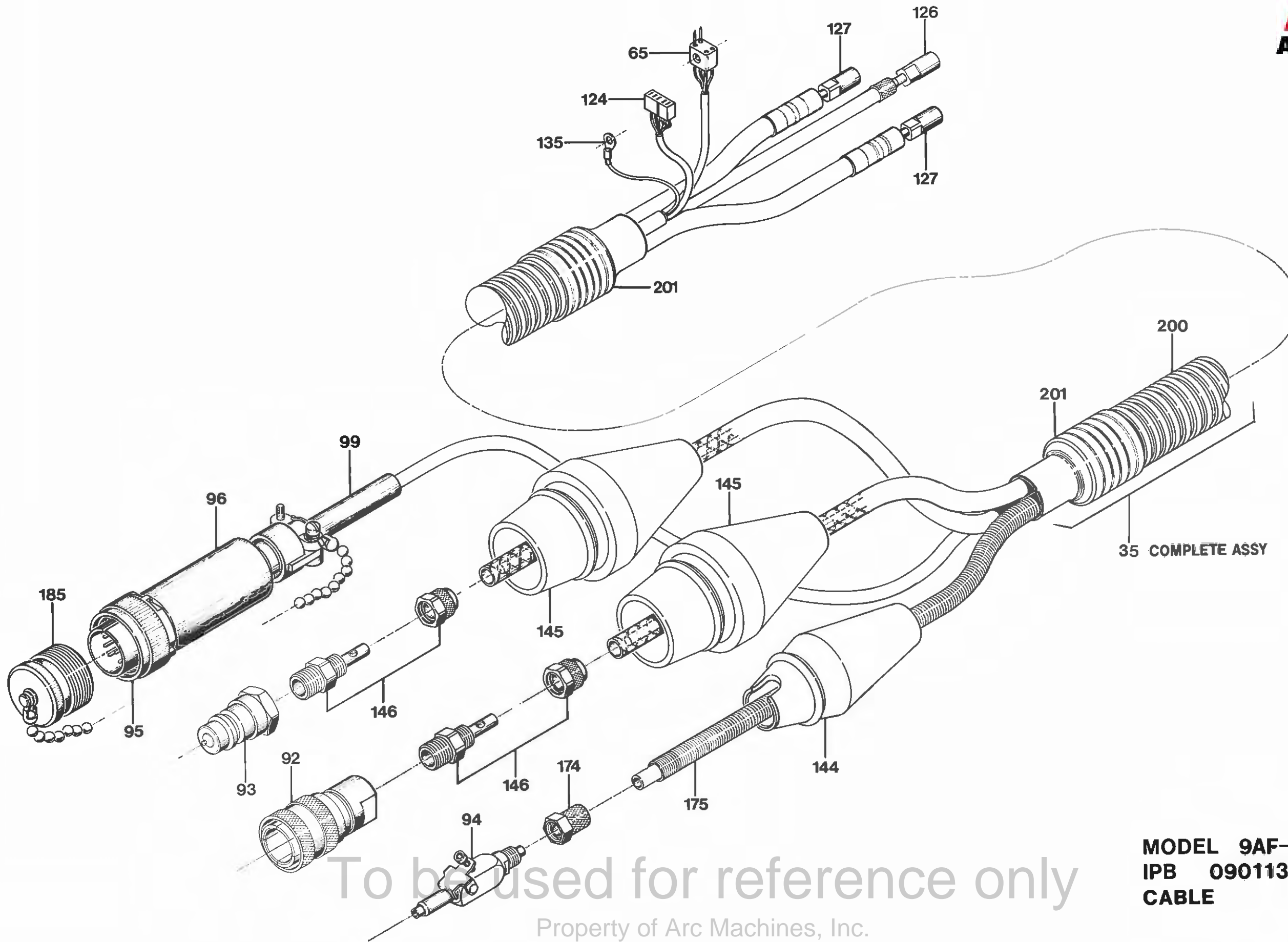
THIS DOCUMENT OR DRAWING AND THE INFORMATION CONTAINED HEREIN IS THE PROPERTY OF ARC MACHINES, INC. IS PROPRIETARY, IS SUBMITTED AND RECEIVED IN CONFIDENCE, SHALL BE USED ONLY FOR THE PURPOSE FOR WHICH IT IS SUBMITTED AND SHALL NOT BE COPIED IN WHOLE OR IN PART WITHOUT THE PRIOR EXPRESS WRITTEN PERMISSION OF ARC MACHINES, INC.



To be used for reference only

Property of Arc Machines, Inc.

MODEL 9AF-1500
IPB 090113
WELD HEAD



To be used for reference only

Property of Arc Machines, Inc.

MODEL 9AF-1500
IPB 090113
CABLE



IPB NUMBER: 090113

TO ORDER
USE PART NUMBER
DO NOT USE IPB
ITEM NUMBER

ARC MACHINES, INC.

PRODUCT MODEL: M9-1500
DESCRIPTION: MAIN ASSEMBLY MODEL 9AF
MANUAL NUMBER: 730015
NOTES:

IPB ITEM NUMBER	QTY	U/M	PART NUMBER	DESCRIPTION
1	0	-	-	-----
2	2	EA	SFS04-40-0.50NP	SCREW FLH SKT 4-40 1/2 L
3	4	EA	SFL06-32-0.62NY	SCREW FLH SLT 6-32 5/8 L NYL
4	0	-	-	-----
5	10	EA	SCS04-40-0.31NP	SCREW CAP SKT 4-40 5/16 L
6	1	EA	13090524-01	CLAMP HSG COVER SIDE
7	1	EA	13090776-01	ROTOR 9-1500
8	2	EA	13090565-01	LATCH ASSY M9-1500, 2500, 3500
9	1	EA	13090729-01	CONDUCTOR RING 9-1500
10	1	EA	13090730-01	GROUND STRAP
11	2	EA	SCS25-20-0.62SP	SCREW CAP SKT 1/4-20 5/8 L SP
12	1	EA	CK06BX104K	CAP 0.1MF 100V 10%
13	1	EA	42090155-01	COVER HSG 9-1500
14A	0.5	FT	029173	TBG SILICONE 1/8ID 1/4OD RED
14B	0.08	FT	FP-301-0.25	TBG SHRINK
14C	18	IN	MS20995C25	LOCKWIRE 1LB SPOOL .025D 304SS
15	0	-	-	-----
16	1	EA	42090704-02	PUSH ROD LIMIT SW
17	1	EA	42090704-01	BUSHING PUSH ROD
18	2	EA	SSS06-32-18NPCU	SCREW SET SKT 6/32 3/16 CUPT
19	0	-	-	-----
20	1	EA	42090702-02	GUIDE RING
21	4	EA	SCS08-32-0.62NP	SCREW CAP SKT 8-32 5/8 L
22	0	-	-	-----
23	1	EA	13090525-01	CLAMP HSG HSG SIDE
24	2	EA	PD12-0.31SS	PIN DOWEL 1/8D 5/16L SST
25	1	EA	42090154-01	HOUSING MAIN 9-1500
26	10	EA	SSR-3LLRA3P2[BEARING BALL .18 .50 [5LY-101]
27	1	EA	13090600-02	GEAR DRIVE
28	4	EA	13090600-01	GEAR IDLER
29	1	EA	SV-8	SPRING WAVE WASHER .351D .44
30	4	EA	42090602-02	SPACER BRG
31	1	EA	13090602-07	GEAR PINION DRIVE
32	1	EA	15156	SPRING CPRSN .81D .70L .067W
33	1	EA	42090602-04	SPACER SPRING
34	1	EA	42090602-03	COUPLING INSULATING DELRIN
35	1	EA	13090800-01	CABLE M9 10 FT

TUBE CLAMP INSERT-ORD BY SIZE

PRICE, PART NUMBER AND
DESCRIPTION SUBJECT TO
CHANGE WITHOUT NOTICE

To be used for reference only

Property of Arc Machines, Inc.



IPB NUMBER: 090113

TO ORDER
USE PART NUMBER
DO NOT USE IPB
ITEM NUMBER

ARC MACHINES, INC.

PRODUCT MODEL: M9-1500
DESCRIPTION: MAIN ASSEMBLY MODEL 9AF
MANUAL NUMBER: 730015
NOTES:

IPB ITEM NUMBER	QTY	U/M	PART NUMBER	DESCRIPTION	
36	1	EA	13090602-02	MOTOR DRIVE PINION 112 RPM	(INCLUDES ITEMS 12 & 39)
37			-	-----	
38	1	EA	42091102-04	INSULATOR SKIRT	
39	1	EA	JF2P2SCD	CONN 4 PIN PLUG MINIATURE	
40	1	SET	42090104-01	HANDLE	(SET OF 2)
41	1	SET	SFS04-40-1.00NP	SCREW FLH SKT 4-40 1.00 L	(SET OF 2)
42	1	SET	SFS04-40-0.37NP	SCREW FLH SKT 4-40 3/8 L	(SET OF 4)
43			-	-----	
44			-	-----	(SET OF 2)
45	1	SET	W02ZP-FL	WASHER FL #2	(SET OF 2)
46	1	EA	42091102-02	COVER LIMIT SW LWR 9-1500	
47	1	EA	-	-----	
48	1	EA	42091102-01	COVER LIMIT SW UPPER	
49	1	SET	SFS04-40-0.18NP	SCREW FLH SKT 4-40 3/16 L	(SET OF 2)
50	1	SET	SCS02-56-0.25NP	SCREW CAP SKT 2-56 1/4 L	(SET OF 4)
51	1	EA	MMD	OBS (USE PN MMGGD1DOC)	
52			-	-----	
53	1	EA	42091103-01	PLATE MTG LIMIT SWITCH	
54	1	EA	42091100-01	LEVER LIMIT SWITCH	
55	1	EA	SFL06-32-0.43NY	SCREW FLH SLT 6-32 7/16 L NYL	(SET OF 5)
56	1	EA	42090515-02	CLOSURE END	
57	1	EA	L-14	OBS - REPLACED BY MM-9	
58			-	-----	
59	1	EA	650	PLUG 1/4 DIA HOLE	
64	1	EA	2-014	O RING .489 ID .070 W	
65	1	EA	JF2P2PCD	CONN 4 SOCKET RECEPTACLE MINTR	
66	1	EA	420901111-33	NAMEPLATE IDENT TAG 9AF-1500	
87	1	EA	42090164-02	PIN .250D 1.72L 9-1500	
88			-	-----	
92	1	EA	42060800-02	CPLC Q/D WATER FEM MOD SM 251B	
93	1	EA	S 252 B	COUPLING Q/D MALE WATER/POWER	
94	1	EA	294 PMD 04	DO NOT SELL USE: 1351109-01	
95	1	EA	MS3106B18 1P	CONN 10 PIN PLUG	
96	1	EA	G1501N186A3A	CONN BACKSHELL	
97	4	EA	2-008	O RING .187 ID .070 W VITON	
98			-	-----	
99	1	EA	MS3905G 3	CONN TELESCOPIC BUSHING	

PRICE, PART NUMBER AND
DESCRIPTION SUBJECT TO
CHANGE WITHOUT NOTICE

To be used for reference only

Property of Arc Machines, Inc.



IPB NUMBER: 090113

TO ORDER
USE PART NUMBER
DO NOT USE IPB
ITEM NUMBER

ARC MACHINES, INC.

PRODUCT MODEL: M9-1500
DESCRIPTION: MAIN ASSEMBLY MODEL 9AF
MANUAL NUMBER: 730015
NOTES:

IPB ITEM NUMBER	QTY	U/M	PART NUMBER	DESCRIPTION	
123	1	EA	5PM	OBS USE 7051	
124	1	EA	5PF	OBS USE 7052	
125			-	-----	
126	1	EA	2PF1	FTG 1/4 28 FEMALE	
127	1	EA	42060800-01	OBS (USE ARC 1881)	
128	2	EA	420907168-01	HEAT SHIELD 9-1500	
129	4	EA	13090124-01	SCREW INSULATED	
130	1	SET	SCS04-40-0.37NP	SCREW CAP SKT 4-40 3/8 L	(SET OF 4)
131	1	SET	SFL06-32-0.31NY	SCREW FLH SLT 6-32 5/16 L NYL	(SET OF 4)
132	1	EA	42090515-03	WINDOW	
134	1	EA	13090803-01	TUBE FTG GAS	
135	1	EA	R6100205B	TERM 16-14 AWG #6	
144	1	EA	42060805-04	BOOT MALE GAS	
145	1	EA	42060804-01	BOOT MALE POWER/GROUND	
146	2	EA	42060800-07	FTG COUPLING HOSE/CABLE	
147			-	-----	
150	1	SET	SFS04-40-0.68NP	SCREW FLH SKT 4-40 11/16 L	(SET OF 2)
151			-	-----	
153	1	EA	42090789-01	HUB EXTENSION 9-1500	
154	1	SET	420907144-01	OBS USE SSS04-40-18NPCU	(SET OF 2)
155			-	-----	
174	1	EA	261 PG-04	FTG NUT/SLEEVE SPRING 1/4 TUBE	
175	1	EA	AS200718	SPRING GUARD .34 OD 18.00 LG	
176	1	EA	420907156-01	CAM LIMIT SWITCH	
177			-	-----	
185	1	EA	1350110-04	DUST CAP ASSY W/CHAIN(MALE18D)	
187	1	SET	N04-40ZP-HEX	NUT 4-40	(SET OF 2)
188	1	EA	420901131-01	RETAINER TRIM POT M9-1500	
189	1	EA	3057L-1-103	POT TRIM 10K OHM 1.25L	
190	1	EA	SBS02-56-0.37NP	SCREW BTH SKT 2-56 3/8 L	
191	2	EA	SCS02-56-0.12NP	SCREW CAP SKT 2-56 1/8 L	
192	1	EA	W02NP-FL	WASHER FL #2	
193	1	EA	N02-56ZP-HEX	NUT 2-56	
194	1	EA	130905214-01	CLOSURE FLIP-TOP M9-1500	
195	1	EA	420907215-01	PLATE BACKING M9-1500	
200	9	FT	DUCT 0.87 50 W	CONDUIT WHT 0.87 ID	
201	6	IN	M23053/5 111 0	TBC SHRINK 1-1/2 ID BLK	

PRICE, PART NUMBER AND
DESCRIPTION SUBJECT TO
CHANGE WITHOUT NOTICE

To be used for reference only
Property of Arc Machines, Inc.



IPB NUMBER: 090113

TO ORDER
USE PART NUMBER
DO NOT USE IPB
ITEM NUMBER

ARC MACHINES, INC.

PRODUCT MODEL: M9-1500
DESCRIPTION: MAIN ASSEMBLY MODEL 9AF
MANUAL NUMBER: 730015
NOTES:

IPB ITEM NUMBER	QTY	U/M	PART NUMBER	DESCRIPTION
202	1	EA	2-010-S604-70	O RING .238 ID .070 W SILICONE
203	1	EA	420901126-02	GROMMET

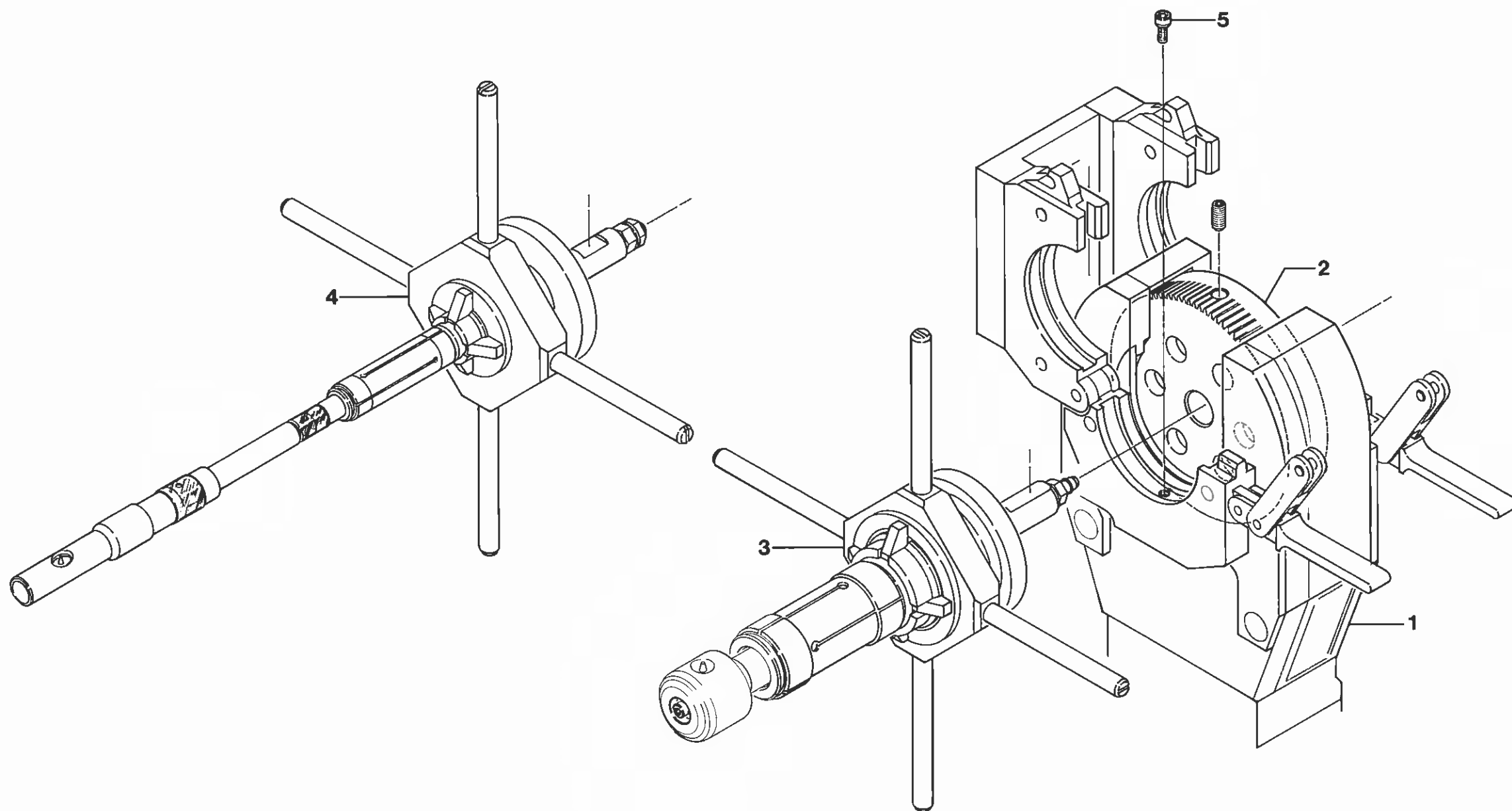
PRICE, PART NUMBER AND
DESCRIPTION SUBJECT TO
CHANGE WITHOUT NOTICE

Page 6 of 6

To be used for reference only

Property of Arc Machines, Inc.

THIS DOCUMENT OR DRAWING AND THE INFORMATION CONTAINED HEREIN IS THE PROPERTY OF ARC MACHINES, INC., IS PROPRIETARY, IS SUBMITTED AND RECEIVED IN CONFIDENCE, SHALL BE USED ONLY FOR THE PURPOSE FOR WHICH IT IS SUBMITTED AND SHALL NOT BE COPIED IN WHOLE OR IN PART WITHOUT THE PRIOR EXPRESS WRITTEN PERMISSION OF ARC MACHINES, INC.



To be used for reference only

Property of Arc Machines, Inc.

MODEL 9BW-1500
IPB 090139
ID WELD HEAD ASSEMBLY



IPB NUMBER: 090139

TO ORDER
USE PART NUMBER
DO NOT USE IPB
ITEM NUMBER

ARC MACHINES, INC.

PRODUCT MODEL: 9-1500
DESCRIPTION: ID WELD HEAD ASSEMBLY
MANUAL NUMBER: 730015
NOTES:

IPB ITEM NUMBER	QTY	U/M	PART NUMBER	DESCRIPTION
1	1	EA	13090116-05	WELD HD ASSY M9BW-1500 BASIC
2	1	EA	13090777-01	ROTOR M9BW-1500
3	1	EA	13090907-01	TORCH FXTR 1.00ID WLD 9BW-1500
4	1	EA	13090928-01	TORCH FXTR 1/2 ID MOD 9BW-1500
5	1	EA	SCS04-40-0.25NP	SCREW CAP SKT 4-40 1/4 L

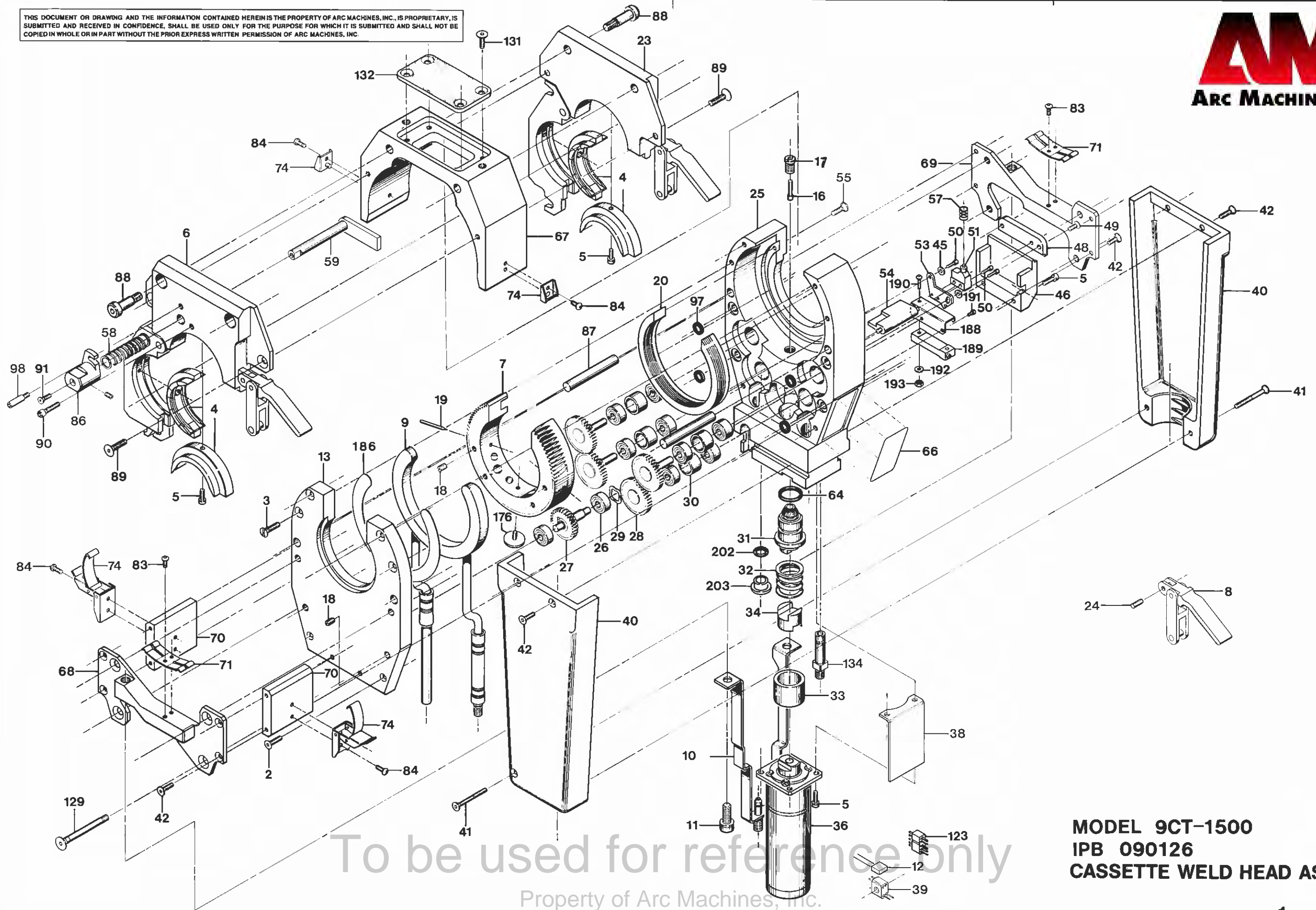
PRICE, PART NUMBER AND
DESCRIPTION SUBJECT TO
CHANGE WITHOUT NOTICE

Page 2 of 2

To be used for reference only

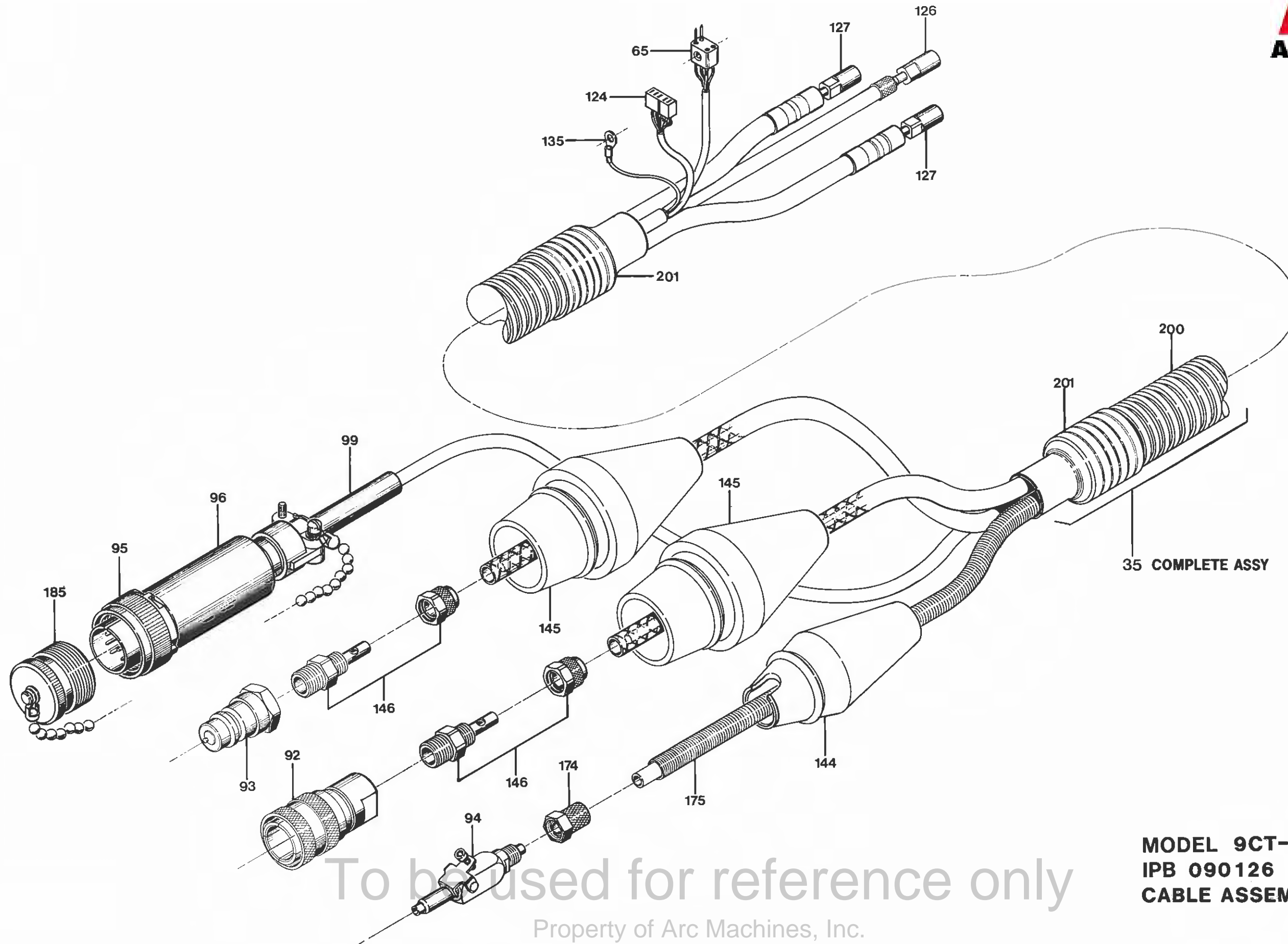
Property of Arc Machines, Inc.

THIS DOCUMENT OR DRAWING AND THE INFORMATION CONTAINED HEREIN IS THE PROPERTY OF ARC MACHINES, INC. IS PROPRIETARY, IS SUBMITTED AND RECEIVED IN CONFIDENCE, SHALL BE USED ONLY FOR THE PURPOSE FOR WHICH IT IS SUBMITTED AND SHALL NOT BE COPIED IN WHOLE OR IN PART WITHOUT THE PRIOR EXPRESS WRITTEN PERMISSION OF ARC MACHINES, INC.



To be used for reference only
Property of Arc Machines, Inc.

MODEL 9CT-1500
IPB 090126
CASSETTE WELD HEAD ASSEMBLY



To be used for reference only

Property of Arc Machines, Inc.

MODEL 9CT-1500
IPB 090126
CABLE ASSEMBLY



IPB NUMBER: 090126

TO ORDER
USE PART NUMBER
DO NOT USE IPB
ITEM NUMBER

ARC MACHINES, INC.

PRODUCT MODEL: M9-1500
DESCRIPTION: CASSETTE WELD HEAD ASSEMBLY
MANUAL NUMBER: 730015
NOTES:

IPB ITEM NUMBER	QTY	U/M	PART NUMBER	DESCRIPTION	
1			-	-----	
2	1	SET	SFS04-40-0.50NP	SCREW FLH SKT 4-40 1/2 L	(SET OF 2)
3	1	SET	SFL06-32-0.62NY	SCREW FLH SLT 6-32 5/8 L NYL	(SET OF 4)
4			-	-----	TUBE CLAMP INSERT-ORD BY SIZE
5	1	SET	SCS04-40-0.31NP	SCREW CAP SKT 4-40 5/16 L	(SET OF 10)
6	1	EA	130905113-01	CLAMP ASSY COVER SIDE 9CT-1500	(INCLUDE ITEM 8 & 24)
7	1	EA	13090776-01	ROTOR 9-1500	(INCLUDE ITEM 176)
8	2	EA	130905111-01	LATCH ASSY 9CT-1500	
9	1	EA	13090729-01	CONDUCTOR RING 9-1500	
10	1	EA	13090730-01	GROUND STRAP	
11	1	SET	SCS25-20-0.62SP	SCREW CAP SKT 1/4-20 5/8 L SP	(SET OF 2)
12	1	EA	CK06BX104K	CAP 0.1MF 100V 10%	
13	1	EA	42090155-01	COVER HSG 9-1500	
14			-	-----	
15			-	-----	
16	1	EA	42090704-02	PUSH ROD LIMIT SW	
17	1	EA	42090704-01	BUSHING PUSH ROD	
18	1	SET	SSS06-32-18NPCU	SCREW SET SKT 6-32 3/16 L CUPT	
19	1	EA	-	-----	TUNGSTEN
20	1	EA	42090702-02	GUIDE RING	
21			-	-----	
22			-	-----	
23	1	EA	130905112-01	CLAMP ASSY HSG SIDE 9CT-1500	(INCLUDE ITEM 8 & 24)
24	2	EA	PD12-0.31SS	PIN DOWEL 1/8D 5/16L SST	
25	1	EA	42090154-01	HOUSING MAIN 9-1500	
26	10	EA	SSR-3LLRA3P25 [BEARING BALL .18 .50 [LY13]	
27	1	EA	13090600-02	GEAR DRIVE	
28	4	EA	13090600-01	GEAR IDLER	
29	1	EA	SV-8	SPRING WAVE WASHER .351D .44	
30	4	EA	42090602-02	SPACER BRG	
31	1	EA	13090602-07	GEAR PINION DRIVE	
32	1	EA	15156	SPRING CPRSN .81D .70L .067W	
33	1	EA	42090602-04	SPACER SPRING	
34	1	EA	42090602-03	COUPLING INSULATING DELRIN	
35	1	EA	13090800-01	CABLE M9 10 FT	
36	1	EA	13090602-02	MOTOR DRIVE PINION 112 RPM	
37			-	-----	

PRICE, PART NUMBER AND
DESCRIPTION SUBJECT TO
CHANGE WITHOUT NOTICE

To be used for reference only

Property of Arc Machines, Inc.



IPB NUMBER: 090126

TO ORDER
USE PART NUMBER
DO NOT USE IPB
ITEM NUMBER

ARC MACHINES, INC.

PRODUCT MODEL: M9-1500
DESCRIPTION: CASSETTE WELD HEAD ASSEMBLY
MANUAL NUMBER: 730015
NOTES:

IPB ITEM NUMBER	QTY	U/M	PART NUMBER	DESCRIPTION	
38	1	EA	42091102-04	INSULATOR SKIRT	
39	1	EA	JF2P2SCD	CONN 4 PIN PLUG MINIATURE	
40	1	SET	42090104-01	HANDLE	(SET OF 2)
41	1	SET	SFS04-40-1.00NP	SCREW FLH SKT 4-40 1.00 L	(SET OF 2)
42	1	SET	SFS04-40-0.37NP	SCREW FLH SKT 4-40 3/8 L	(SET OF 12)
43	-	-	-	-----	
44	-	-	-	-----	
45	1	SET	W02ZP-FL	WASHER FL #2	(SET OF 2)
46	1	EA	42091102-02	COVER LIMIT SW LWR 9-1500	
47	-	-	-	-----	
48	1	EA	42091102-01	COVER LIMIT SW UPPER	
49	1	SET	SFS04-40-0.18NP	SCREW FLH SKT 4-40 3/16 L	(SET OF 2)
50	1	SET	SCS02-56-0.25NP	SCREW CAP SKT 2-56 1/4 L	(SET OF 4)
51	1	EA	MMGGD1DOC	SWITCH LIMIT PLUNGER	
52	-	-	-	-----	
53	1	EA	42091103-01	PLATE MTG LIMIT SWITCH	
54	1	EA	42091100-01	LEVER LIMIT SWITCH	
55	1	SET	SFL06-32-0.43NY	SCREW FLH SLT 6-32 7/16 L NYL	(SET OF 5)
56	-	-	-	-----	
57	1	EA	L-14	SPRING CPRSN .25D .43L .020W	
58	1	EA	S-910	SPRING CPRSN .31D 2.00L .024W	
59	1	EA	130905107-01	ARM LOCATING BRAZED M9CT-1500	
60	-	-	-	-----	
61	-	-	-	-----	
64	1	EA	2-014	O RING .489 ID .070 W	
65	1	EA	JF2P2PCD	CONN 4 SOCKET RECEPTACLE MINTR	
66	1	EA	420901111-02	NAMEPLATE IDENT TAG 9-1500	
67	1	EA	420905277-01	FRAME	
68	1	EA	420905276-01	BRACKET COVER SIDE	
69	1	EA	420905275-01	BRACKET HOUSING SIDE	
70	2	EA	420905276-02	PLATE SIDE	
71	2	EA	420905276-03	SPRING GROUND	
72	-	-	-	-----	
73	-	-	-	-----	
74	2	EA	97-50-115-12	LATCH DRAW WITH KEEPER	
75	-	-	-	-----	
76	-	-	-	-----	

PRICE, PART NUMBER AND
DESCRIPTION SUBJECT TO
CHANGE WITHOUT NOTICE

To be used for reference only
Property of Arc Machines, Inc.



IPB NUMBER: 090126

TO ORDER
USE PART NUMBER
DO NOT USE IPB
ITEM NUMBER

ARC MACHINES, INC.

PRODUCT MODEL: M9-1500
DESCRIPTION: CASSETTE WELD HEAD ASSEMBLY
MANUAL NUMBER: 730015
NOTES:

IPB ITEM NUMBER	QTY	U/M	PART NUMBER	DESCRIPTION	
77	-	-	-	-----	
78	-	-	-	-----	
83	1	SET	SBS04-40-0.25NP	SCREW BTH SKT 4-40 1/4 L	(SET OF 4)
84	1	SET	SBS08-32-0.31NP	SCREW BTH SKT 8-32 5/16 L	(SET OF 6)
85	-	-	-	-----	
86	1	EA	130905108-01	KNOB ASSY 1500 2500 3500 4500	
87	1	EA	42090164-02	PIN .250D 1.72L 9-1500	
88	1	SET	44D31	SCREW SHLDR SKT 10-32 1/2L	(SET OF 4)
89	1	SET	SFS08-32-0.50NP	SCREW FLH SKT 8-32 1/2 L	(SET OF 4)
90	1	EA	SCS04-40-0.37NP	SCREW CAP SKT 4-40 3/8 L	
91	1	EA	SFS02-56-0.31NP	SCREW FLH SKT 2-56 5/16 L	
92	1	EA	42060000-02	COUPLING O/D CONN (SM 251B)	
93	1	EA	8-252-B	COUPLING O/D MALE WATER/POWER	
94	1	EA	294-FMD-04	DO NOT SELL USE: 1351109-01	
95	1	EA	MS3106B18-1P	CONN 18 PIN PLUG	
96	1	EA	G1501N18CA3A	CONN BACKSHELL	
97	4	EA	2-008	O RING .187 ID .070 W VITON	
98	1	EA	420905277-04	STOP (44D22)	
99	1	EA	MS39056-3	CONN TELESCOPIC BUSHING	
100	-	-	-	-----	
101	-	-	-	-----	
123	1	EA	5PM	OBS USE 7051	
124	1	EA	5PF	OBS USE 7052	
125	-	-	-	-----	
126	1	EA	2PF1	FTG 1/4 28 FEMALE	
127	2	EA	42060000-01	OBS (USE ARC 1881)	
128	-	-	-	-----	
129	4	EA	13090124-01	SCREW INSULATED	
130	-	-	-	-----	
131	1	SET	SFS04-40-0.31NP	SCREW FLH SKT 4-40 5/16 L	(SET OF 4)
132	1	EA	42090515-03	WINDOW	
134	1	EA	13090803-01	TUBE FTG GAS	
135	1	EA	R61002GSE	TERM 16-14 AWG #6	
136	-	-	-	-----	
144	1	EA	42060005-04	BOOT MALE GAS	
145	2	EA	42060004-01	BOOT MALE POWER/GROUND	
146	2	EA	42060000-07	FTG COUPLING HOSE/CABLE	

PRICE, PART NUMBER AND
DESCRIPTION SUBJECT TO
CHANGE WITHOUT NOTICE

To be used for reference only
Property of Arc Machines, Inc.



IPB NUMBER: 090126

TO ORDER
USE PART NUMBER
DO NOT USE IPB
ITEM NUMBER

ARC MACHINES, INC.

PRODUCT MODEL: M9-1500
DESCRIPTION: CASSETTE WELD HEAD ASSEMBLY
MANUAL NUMBER: 730015
NOTES:

IPB ITEM NUMBER	QTY	U/M	PART NUMBER	DESCRIPTION
147	-	-	-	-----
174	1	EA	261 PG 04	FTG NUT/SLEEVE SPRING 1/4 TUBE
175	1	EA	AS200718	SPRING GUARD .34 OD 18.00 LG
176	1	EA	420907156-01	CAM LIMIT SWITCH
185	1	EA	1350110 04	DUST CAP ASSY W/CHAIN(MALE18D)
186	1	EA	420907215-01	PLATE BACKING M9-1500
200	9	FT	DUCT 0.87-50 W	CONDUIT WHIT 0.87 ID
201	6	IN	M23053/5-111-0	TBG SHRINK 1-1/2 ID BLK
202	1	EA	2-010-S604-70	O RING .238 ID .070 W SILICONE
203	1	EA	420901126-02	GROMMET

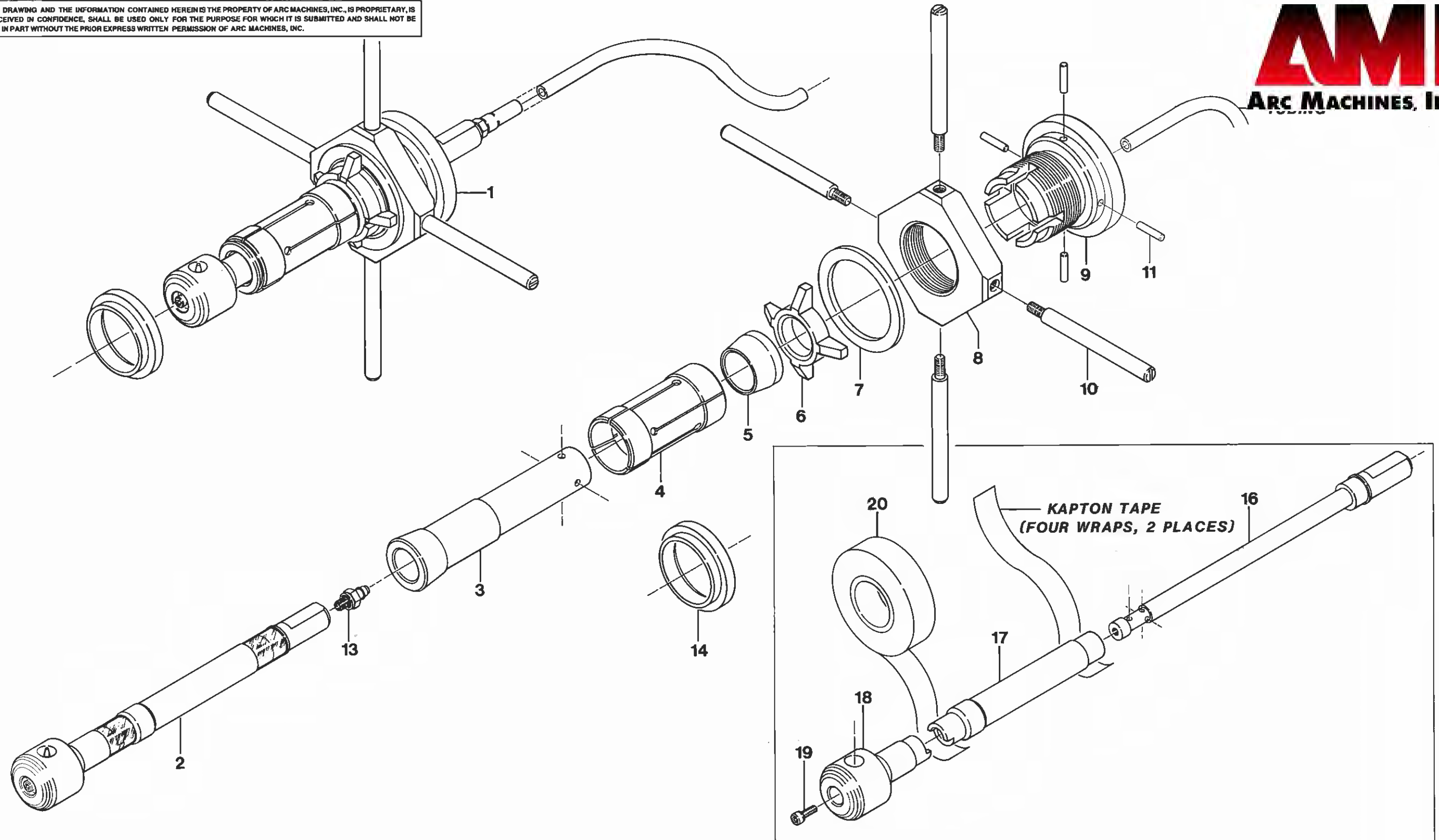
PRICE, PART NUMBER AND
DESCRIPTION SUBJECT TO
CHANGE WITHOUT NOTICE

Page 6 of 6

To be used for reference only

Property of Arc Machines, Inc.

THIS DOCUMENT OR DRAWING AND THE INFORMATION CONTAINED HEREIN IS THE PROPERTY OF ARC MACHINES, INC., IS PROPRIETARY, IS SUBMITTED AND RECEIVED IN CONFIDENCE, SHALL BE USED ONLY FOR THE PURPOSE FOR WHICH IT IS SUBMITTED AND SHALL NOT BE COPIED IN WHOLE OR IN PART WITHOUT THE PRIOR EXPRESS WRITTEN PERMISSION OF ARC MACHINES, INC.



ITEM 2 COMPONENTS

To be used for reference only

Property of Arc Machines, Inc.

MODEL 9BW-1500
IPB 090907
TORCH 1.00 ID ASSEMBLY



IPB NUMBER: 090907

TO ORDER
USE PART NUMBER
DO NOT USE IPB
ITEM NUMBER

ARC MACHINES, INC.

PRODUCT MODEL: 9-1500
DESCRIPTION: TORCH 1.00 ID ASSEMBLY
MANUAL NUMBER: 730015
NOTES:

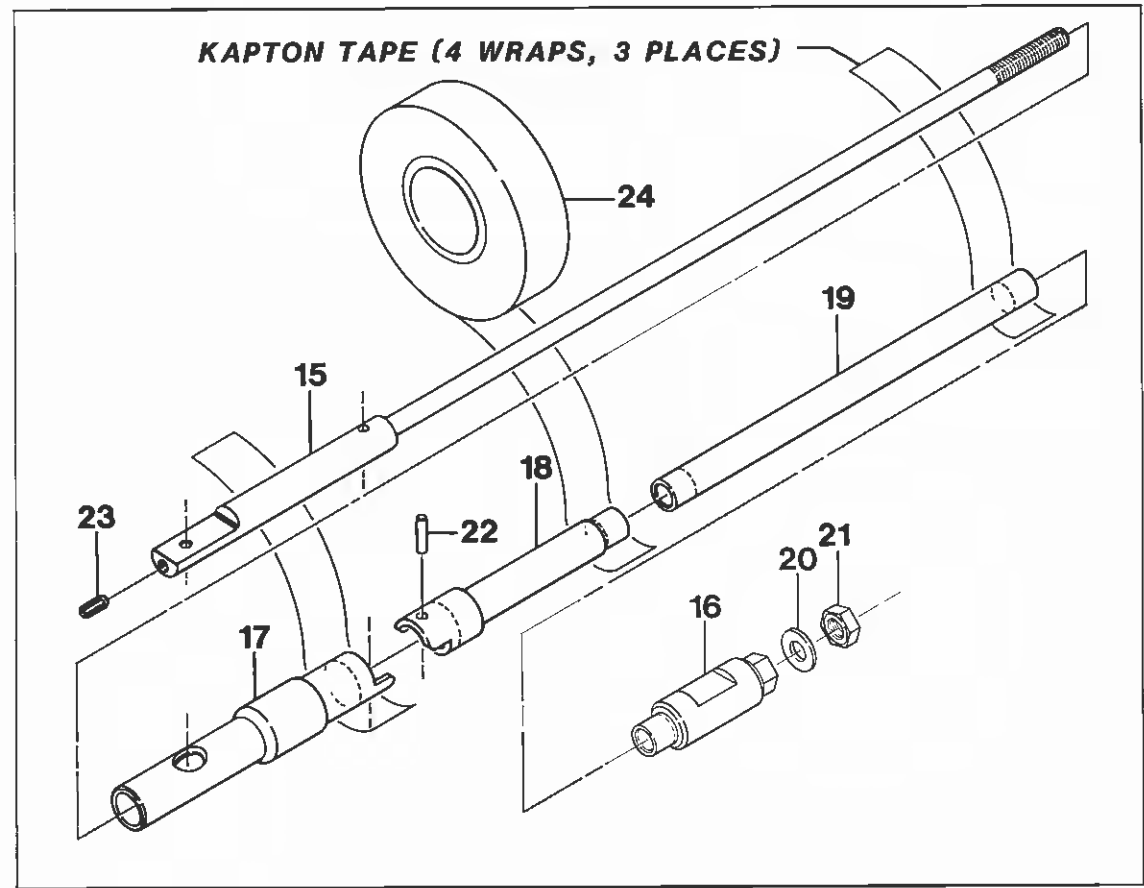
IPB ITEM NUMBER	QTY	U/M	PART NUMBER	DESCRIPTION
1	1	EA	13090907-01	TORCH FXTR 1.00ID WLD 9BW-1500
2	1	EA	13090778-01	TORCH 1.00 ID WELD M9BW-1500
3	1	EA	42090915-07	SHAFT
4	1	EA	42090915-06	COLLET TORCH FXTR 1.0 9BW-1500
5	1	EA	42090915-05	CONE TORCH FXTR 1.0ID 9BW-1500
6	1	EA	42090915-04	RING
7	1	EA	42090915-03	WASHER
8	1	EA	42090915-02	NUT
9	1	EA	42090915-01	HUB TORCH FXTR M9BW-1500
10	4	EA	42090915-08	LEVER
11	4	EA	PD12-0.50H	PIN DOWEL HARD 1/8D 1/2L
12	-	-	-	-----
13	1	EA	MH-1008-2-303	FTG 1/4 TUBE 10-32 MALE
14	1	EA	420907170-05	SPACER
15	-	-	-	-----
16	1	EA	420907170-01	TORCH BODY
17	1	EA	420907170-02	INSULATOR
18	1	EA	420907170-03	GAS CUP 9BW-1500 1.0 D
19	1	EA	SCS04-40-0.31NP	SCREW CAP SKT 4-40 5/16 L
20	1	EA	42940730-02	TAPE KAPTON 1/2 WIDE

PRICE, PART NUMBER AND
DESCRIPTION SUBJECT TO
CHANGE WITHOUT NOTICE

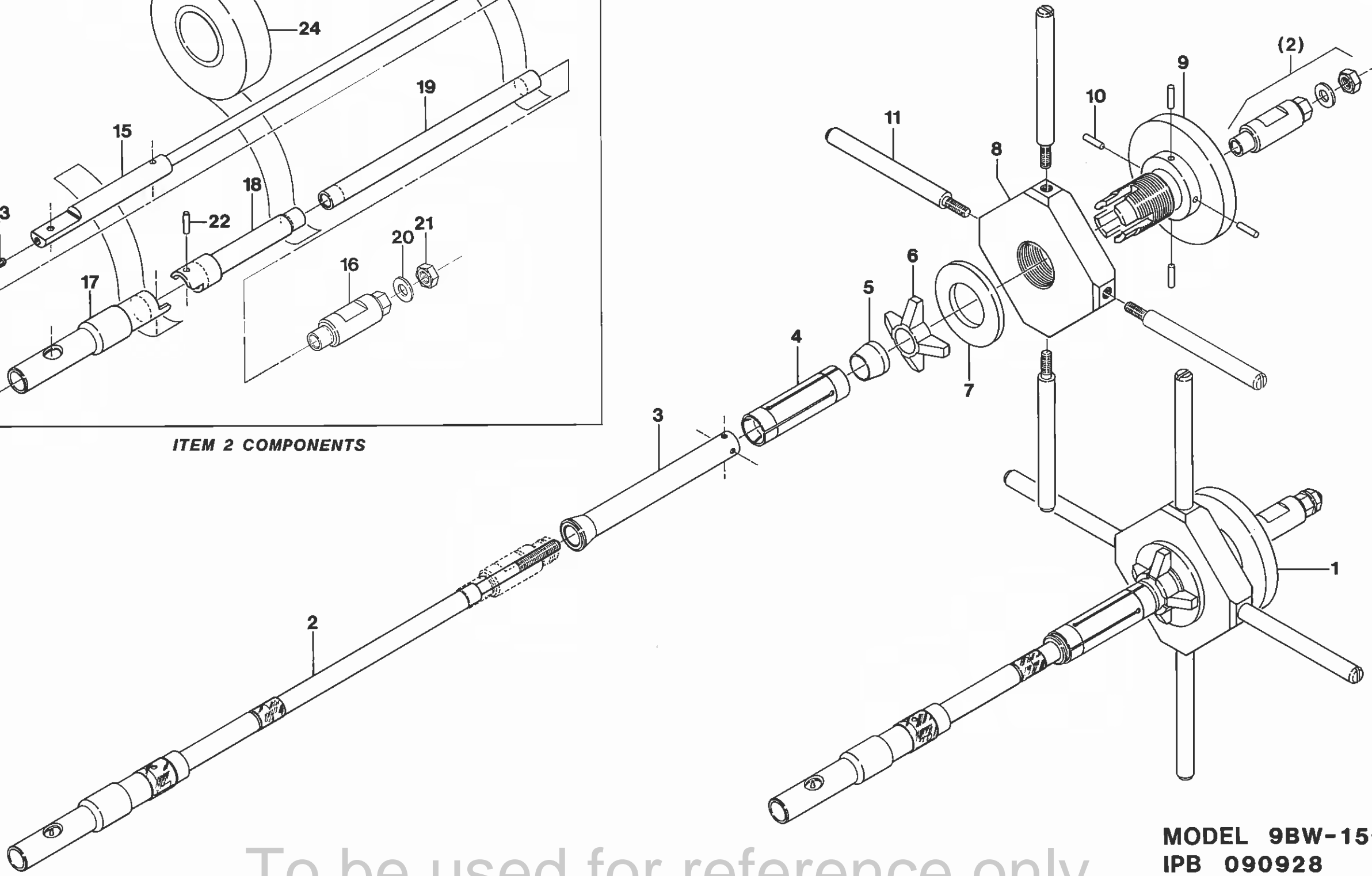
Page 2 of 2

To be used for reference only

Property of Arc Machines, Inc.



ITEM 2 COMPONENTS



To be used for reference only

Property of Arc Machines, Inc.

MODEL 9BW-1500
IPB 090928
TORCH 1/2 ID ASSEMBLY



IPB NUMBER: 090928

TO ORDER
USE PART NUMBER
DO NOT USE IPB
ITEM NUMBER

ARC MACHINES, INC.

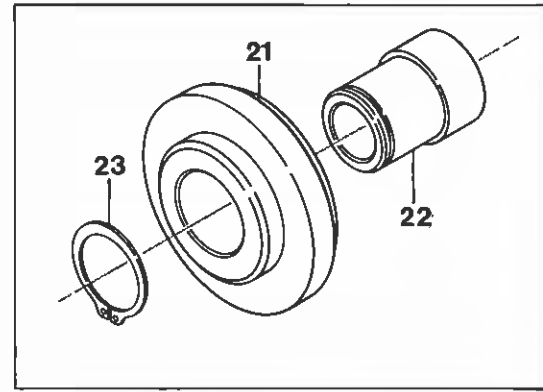
PRODUCT MODEL: 9-1500
DESCRIPTION: TORCH 1/2 ID ASSEMBLY
MANUAL NUMBER: 730015
NOTES:

IPB ITEM NUMBER	QTY	U/M	PART NUMBER	DESCRIPTION
1	1	EA	13090928-01	TORCH FXTR 1/2 ID MOD 9BW-1500
2	1	EA	130907103-01	TORCH ASSY 1/2 ID WLD 9BW-1500
3	1	EA	42090930-01	SHAFT DRAW M9BW-1500
4	1	EA	42090930-03	COLLET INTERNAL M9BW-1500
5	1	EA	42090930-02	CONE EXPANDING M9BW-1500
6	1	EA	42090929-04	RING LOCATING M9BW-1500
7	1	EA	42090929-03	WASHER THRUST M9BW-1500
8	1	EA	42090929-02	NUT DRAW M9BW-1500
9	1	EA	42090929-01	HUB MTG M9BW-1500
10	4	EA	PD09-0.37H	PIN DOWEL HARD 3/32D 3/8L
11	4	EA	42090915-08	LEVER
12	-	-	-	-----
13	-	-	-	-----
15	1	EA	420907193-01	TORCH BODY M9BW-1500
16	1	EA	420907193-02	NUT TORCH BODY M9BW-1500
17	1	EA	420907194-01	GAS CUP .500 ID M9BW-1500
18	1	EA	420907193-03	INSULATOR SLEEVE M9BW-1500
19	1	EA	420907193-04	INSULATOR TUBE M9BW-1500
20	1	EA	W10SS-FL	WASHER FL #10 SST
21	1	EA	N10-32SS-JAM	NUT HEX JAM 10-32 SST
22	1	EA	PD09-0.37H	PIN DOWEL HARD 3/32D 3/8L
23	1	EA	SSS04-40-25NPFL	SCREW SET SKT 4-40 1/4 FLPT
24	1	EA	42940730-02	TAPE KAPTON 1/2 WIDE

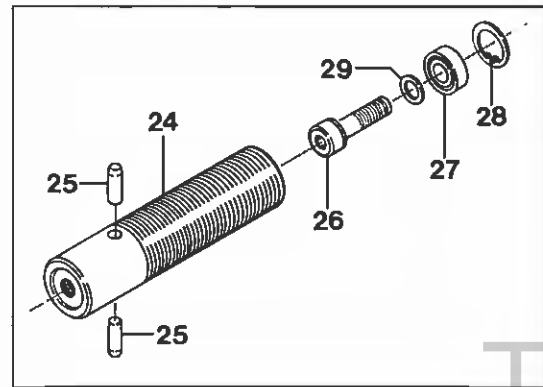
PRICE, PART NUMBER AND
DESCRIPTION SUBJECT TO
CHANGE WITHOUT NOTICE

To be used for reference only

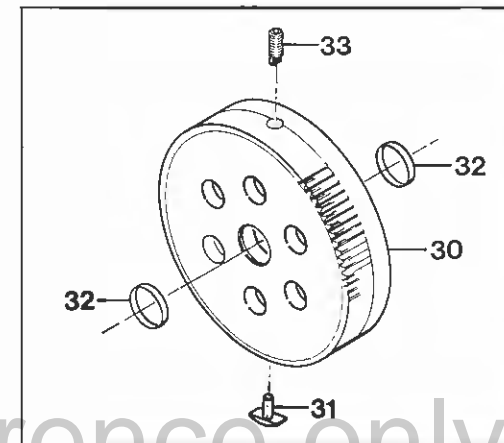
THIS DOCUMENT OR DRAWING AND THE INFORMATION CONTAINED HEREIN IS THE PROPERTY OF ARC MACHINES, INC. IS PROPRIETARY, IS SUBMITTED AND RECEIVED IN CONFIDENCE, SHALL BE USED ONLY FOR THE PURPOSE FOR WHICH IT IS SUBMITTED AND SHALL NOT BE COPIED IN WHOLE OR IN PART WITHOUT THE PRIOR EXPRESS WRITTEN PERMISSION OF ARC MACHINES, INC.



ITEM 4 COMPONENTS



ITEM 5 COMPONENTS



ITEM 6 COMPONENTS

NOTE: USE IPB 090111 FOR BASIC HEAD PARTS. THIS IPB ONLY FOR SPECIFIC M9RR-1500 DIFFERENCES

To be used for reference only

Property of Arc Machines, Inc.

**MODEL 9RR-1500
IPB 0901115
M9RR-1500 WELD HEAD ASSEMBLY**



IPB NUMBER: 0901115

TO ORDER
USE PART NUMBER
DO NOT USE IPB
ITEM NUMBER

ARC MACHINES, INC.

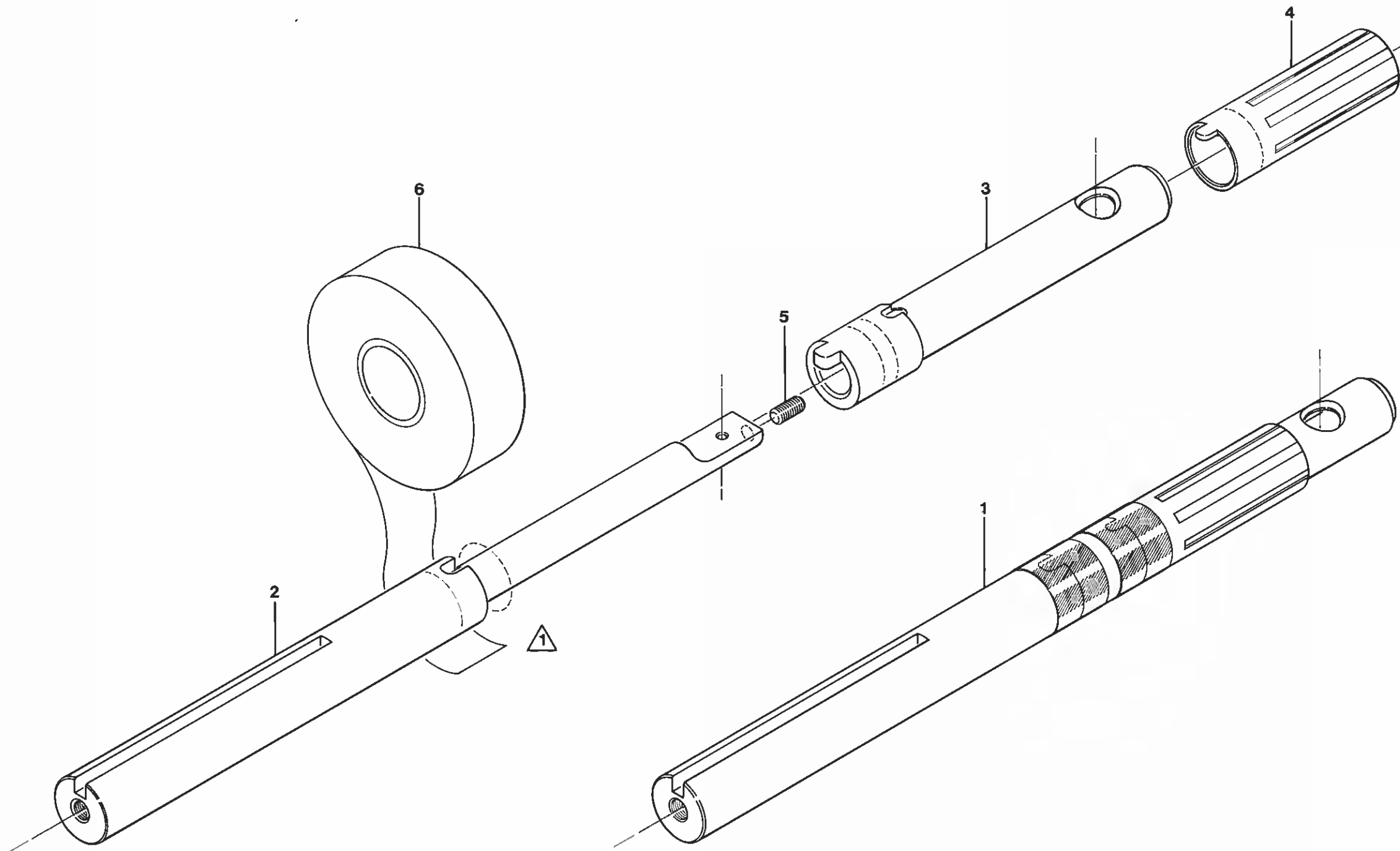
PRODUCT MODEL: 9-1500
DESCRIPTION: WELD HEAD ASSEMBLY
MANUAL NUMBER: 730015
NOTES:

IPB ITEM NUMBER	QTY	U/M	PART NUMBER	DESCRIPTION
1	1	EA	130901115-01	WELD HD ASSY M9RR-1500
2	1	EA	13090116-06	WELD HD ASSY M9RR-1500 BASIC
3	1	EA	130907105-01	TORCH ASSY M9RR-1500
4	1	EA	130907108-01	INSERT FRONT ASSY M9RR-1500
5	1	EA	130907106-01	SHAFT ADJUST ASSY M9RR-1500
6	1	EA	130907107-01	ROTOR ASSY M9RR-1500
7	-	-	-	-----
8	1	EA	420907202-03	BUSHING INSERT REAR
9	1	EA	420907202-04	KNOB ADJUST ELECTRODE
10	1	EA	420907203-01	PLATE MTG ALIGNEMENT
11	2	EA	420907203-02	PLATE SIDE ALIGNEMENT
12	1	EA	420907202-05	TUNG ELECTRODE 1/16 D .34 L
13	1	SET	SCS04-40-0.25SS	SCREW CAP SKT 4-40 1/4 L SST (SET OF 2)
14	1	SET	SCS06-32-0.50NP	SCREW CAP SKT 6-32 1/2 L (SET OF 4)
15	1	SET	SCS06-32-0.37NP	SCREW CAP SKT 6-32 3/8 L (SET OF 6)
16	1	EA	SFS10-32-0.62NP	SCREW FLH SKT 10-32 5/8 L
17	1	EA	DB6D11	SPACER SHAFT .18ID .25D .125T
18	1	EA	2-018-V747-75	O RING VITON
19	-	-	-	-----
20	-	-	-	-----
21	1	EA	420907202-01	INSERT DISC M9RR-1500
22	1	EA	420907202-02	BUSHING INSERT DISC
23	1	EA	5100-75-H	RTNG RING BASIC EXT 3/4 SHAFT
24	1	EA	420907199-01	SHAFT SCREW 9/16-18 THREAD
25	2	EA	420907199-02	PIN GUIDE (D17D375)
26	1	EA	SCS10-32-0.62NP	SCREW CAP SKT 10-32 5/8 L
27	1	EA	SSRI-6632LLRA3[BEARING BALL .18 .37 [P25LY13]
28	1	EA	N5000-37-H	RTNG RING INTL .375 BASIC
29	1	EA	DB6D7	SPACER SHAFT .18ID .25D .016T
30	1	EA	420907200-01	ROTOR GEAR M9RR-1500
31	1	EA	420907156-01	CAM LIMIT SWITCH
32	2	EA	420907201-02	CONTACT ELECTRICAL .20 W .54 D
33	1	EA	420907201-01	SCREW TANG 8-32 THREAD

PRICE, PART NUMBER AND
DESCRIPTION SUBJECT TO
CHANGE WITHOUT NOTICE

To be used for reference only

THIS DOCUMENT OR DRAWING AND THE INFORMATION CONTAINED HEREIN IS THE PROPERTY OF ARC MACHINES, INC., IS PROPRIETARY, IS SUBMITTED AND RECEIVED IN CONFIDENCE, SHALL BE USED ONLY FOR THE PURPOSE FOR WHICH IT IS SUBMITTED AND SHALL NOT BE COPIED IN WHOLE OR IN PART WITHOUT THE PRIOR EXPRESS WRITTEN PERMISSION OF ARC MACHINES, INC.



NOTE:  APPLY 4 WRAPS (2 PLACES)

To be used for reference only

Property of Arc Machines, Inc.

MODEL 9RR-1500
IPB 0907105
TORCH ASSEMBLY



IPB NUMBER: 0907105

TO ORDER
USE PART NUMBER
DO NOT USE IPB
ITEM NUMBER

ARC MACHINES, INC.

PRODUCT MODEL: 9-1500
DESCRIPTION: TORCH ASSEMBLY
MANUAL NUMBER: 730015
NOTES:

IPB ITEM NUMBER	QTY	U/M	PART NUMBER	DESCRIPTION
1	1	EA	130907105-01	TORCH ASSY M9RR-1500
2	1	EA	420907197-01	TORCH BODY M9RR-1500
3	1	EA	420907198-01	INSULATOR SLEEVE TORCH
4	1	EA	420907198-02	BUSHING SLEEVE TORCH
5	1	EA	SSS04-40-25NPCU	SCREW SET SCT 4-40 1/4 L CUPT
6	1	EA	42940730-02	TAPE KAPTON 1/2 WIDE

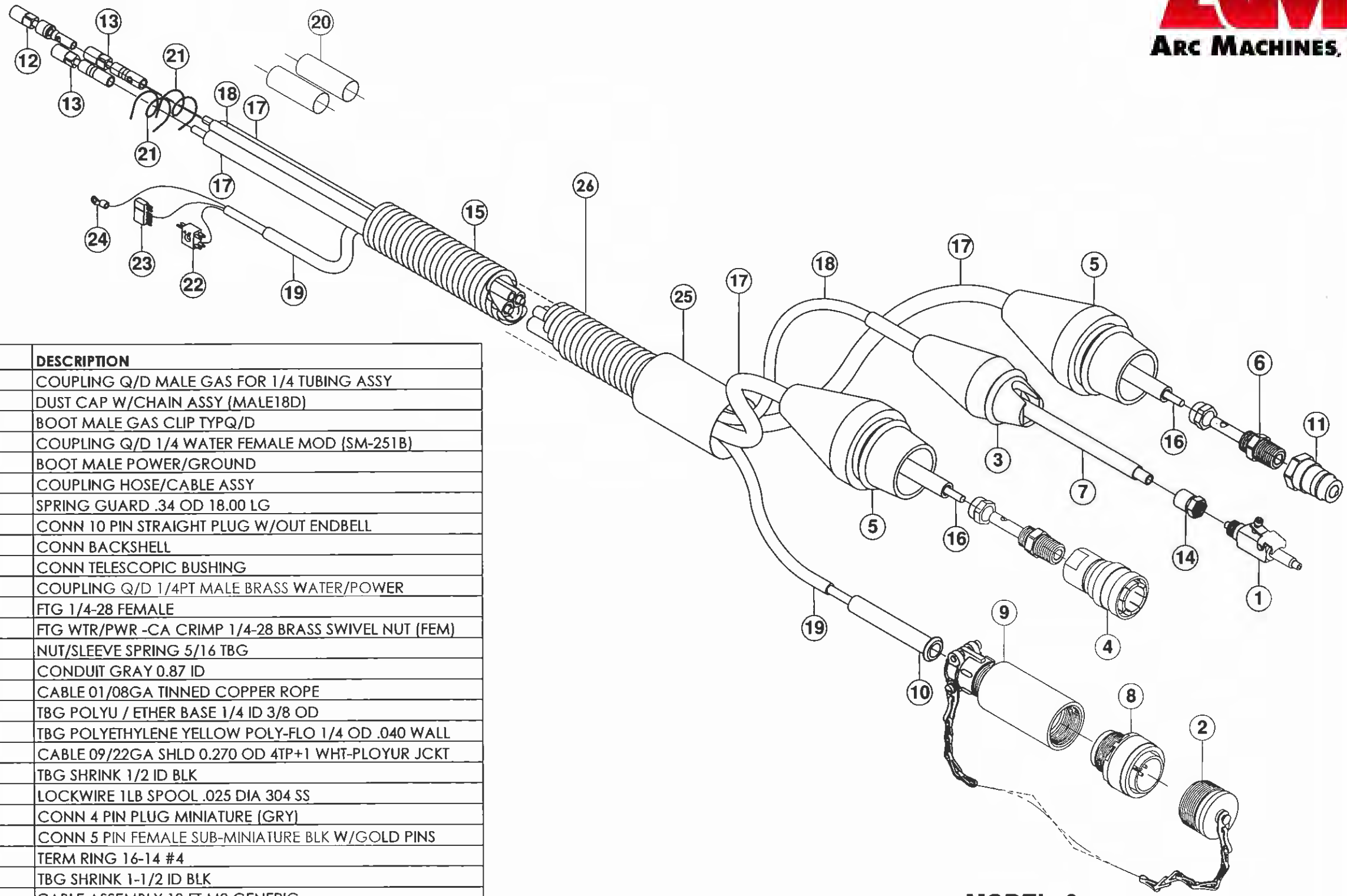
PRICE, PART NUMBER AND
DESCRIPTION SUBJECT TO
CHANGE WITHOUT NOTICE

Page 2 of 2

To be used for reference only

Property of Arc Machines, Inc.

THIS DOCUMENT OR DRAWING AND THE INFORMATION CONTAINED HEREIN IS THE PROPERTY OF ARC MACHINES, INC., IS PROPRIETARY, IS SUBMITTED AND RECEIVED IN CONFIDENCE, SHALL BE USED ONLY FOR THE PURPOSE FOR WHICH IT IS SUBMITTED AND SHALL NOT BE COPIED IN WHOLE OR IN PART WITHOUT THE PRIOR EXPRESS WRITTEN PERMISSION OF ARC MACHINES, INC.



ITEM NO.	QTY.	PART NO.	DESCRIPTION
1	1	1351109-01	COUPLING Q/D MALE GAS FOR 1/4 TUBING ASSY
2	1	1350110-04	DUST CAP W/CHAIN ASSY (MALE18D)
3	1	42060805-04	BOOT MALE GAS CLIP TYPQ/D
4	1	42060800-02	COUPLING Q/D 1/4 WATER FEMALE MOD (SM-251B)
5	2	42060804-01	BOOT MALE POWER/GROUND
6	2	42060800-07	COUPLING HOSE/CABLE ASSY
7	1	AS200718	SPRING GUARD .34 OD 18.00 LG
8	1	MS3106E18-1PF42	CONN 10 PIN STRAIGHT PLUG W/OUT ENDBELL
9	1	G1501N186A3A	CONN BACKSHELL
10	1	MS39056-3	CONN TELESCOPIC BUSHING
11	1	SM-252B	COUPLING Q/D 1/4PT MALE BRASS WATER/POWER
12	1	2PF1	FTG 1/4-28 FEMALE
13	2	ARC-1881	FTG WTR/PWR -CA CRIMP 1/4-28 BRASS SWIVEL NUT (FEM)
14	1	261-PG-04	NUT/SLEEVE SPRING 5/16 TBG
15	1	DUCT-0,87-50-G	CONDUIT GRAY 0.87 ID
16	2	NER7-95-36T	CABLE 01/08GA TINNED COPPER ROPE
17	2	42090806-01	TBG POLYU / ETHER BASE 1/4 ID 3/8 OD
18	1	44-P-YELLOW	TBG POLYETHYLENE YELLOW POLY-FLO 1/4 OD .040 WALL
19	1	CWT11943	CABLE 09/22GA SHLD 0.270 OD 4TP+1 WHT-PLOYUR JCKT
20	2	M23053/5-108-0	TBG SHRINK 1/2 ID BLK
21	2	MS20995C25	LOCKWIRE 1LB SPOOL .025 DIA 304 SS
22	1	JF2P2SCD	CONN 4 PIN PLUG MINIATURE (GRY)
23	1	7052	CONN 5 PIN FEMALE SUB-MINIATURE BLK W/GOLD PINS
24	1	34119	TERM RING 16-14 #4
25	1	M23053/5-111-0	TBG SHRINK 1-1/2 ID BLK
26	-	13090800-01	CABLE ASSEMBLY 10 FT M9 GENERIC

**MODEL 9
IPB 090800
CABLE ASSEMBLY**

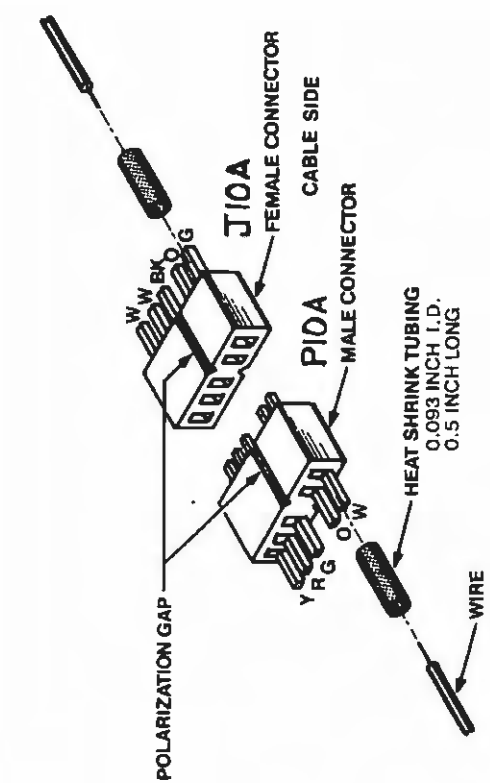
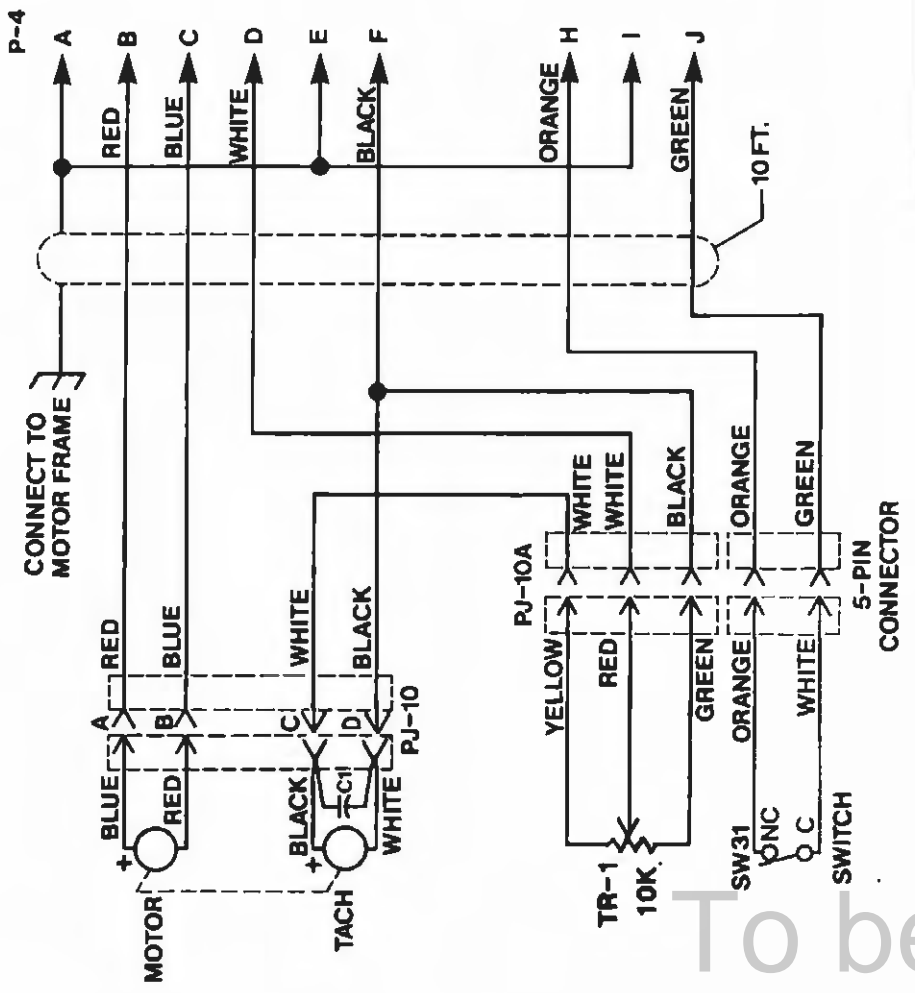
To be used for reference only

ISSUED: 3 JAN 2005
REVISED: 5 OCT 2010

TO ORDER USE PART NUMBER.
PRICE, PART NUMBER AND DESCRIPTION
SUBJECT TO CHANGE WITHOUT NOTICE.

THIS IPB SUPERSEDES ALL OTHER IPB'S
REFERENCING 13090800-01 CABLE ASSEMBLY

LTR	DCO	REVISIONS	DATE	BY	APPR.
A	1716	C E D ON PJ-10 REVISED	11-24-92	MH	
B	2047	ADDED P10A & J10A. REMOVED P10A, J10A, P4	12-4-97	MC	6AC



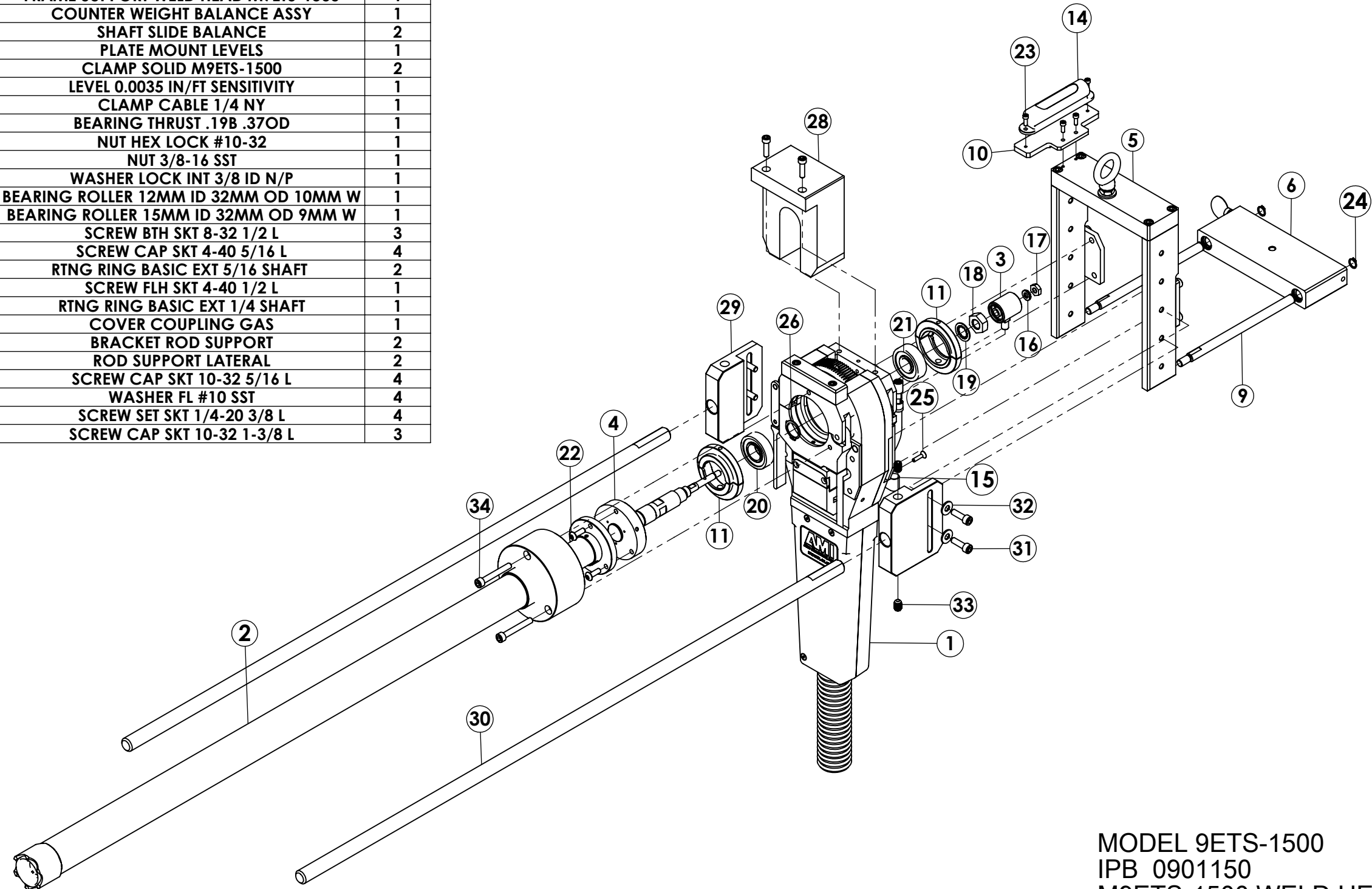
ITEM	QTY.	IDENTIFYING NO.	NOMENCLATURE OR DESCRIPTION	MFR.	PART NO.
PARTS LIST					
THIS DOCUMENT OR DRAWING AND THE INFORMATION CONTAINED HEREIN IS THE PROPERTY OF ARC MACHINES, INC. IT IS PROPRIETARY, IS UNCLASSIFIED AND NOT BE REPRODUCED OR TRANSMITTED IN ANY FORM OR BY ANY MEANS, ELECTRONIC OR MECHANICAL, INCLUDING PHOTOCOPYING, RECORDING, OR BY ANY INFORMATION STORAGE AND RETRIEVAL SYSTEM, WITHOUT THE WRITTEN PERMISSION OF ARC MACHINES, INC.					
UNLESS OTHERWISE SPECIFIED: ALL DIMENSIONS ARE IN INCHES. TOLERANCES ARE: FRACTIONS DECIMALS ANGLES ± .015 ± .005 ± .010 ± .005 ± .010 ± .005 ± .010 ± .005 ALL MACHINED SURFACES TO BE FINISHED TO THE FOLLOWING TOLERANCES: 9-760 9-800 9-1000 USED ON APPLICATION					
THIRD ANGLE PROJECTION					
FOR MARKED DIMENSIONS SEE DDD-STD-00					
APPROVALS					
DATE 10-16-85					
DATE 10-16-85					
SCALE DO NOT SCALE DRAWING					
SHEET 1 OF 1					

ARC MACHINES INC.
MODEL 9 WELD HEAD
WIRING DIAGRAM



To be used for reference only
Property of Arc Machines, Inc.

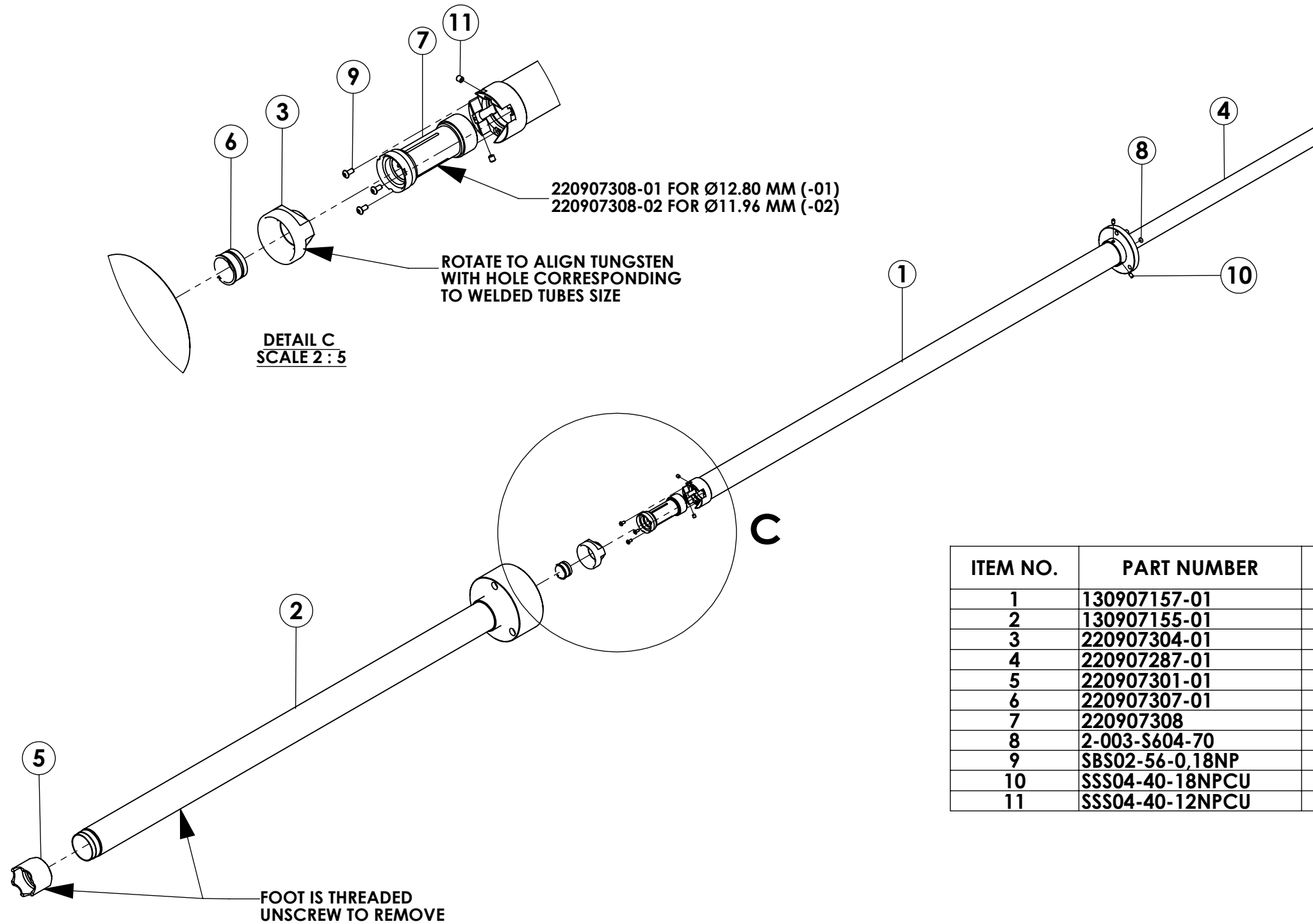
ITEM NO.	PART NUMBER	DESCRIPTION	01/ QTY.
1	13090116-09	M9ETS-1500 BASIC WELD HD ASSY	1
2	130907143	TORCH ASSY M9ETS-1500 (OPTION)	1
3	130907144-01	MANIFOLD GAS REAR WELD HEAD ASSY	1
4	130907145-01	MANIFOLD GAS WELD HEAD BRAZED ASSY	1
5	130901148-01	FRAME SUPPORT WELD HEAD M9ETS-1500	1
6	130901149-01	COUNTER WEIGHT BALANCE ASSY	1
9	220901158-01	SHAFT SLIDE BALANCE	2
10	220901161-01	PLATE MOUNT LEVELS	1
11	220905455-01	CLAMP SOLID M9ETS-1500	2
14	2160A6	LEVEL 0.0035 IN/FT SENSITIVITY	1
15	HP-1/4	CLAMP CABLE 1/4 NY	1
16	DAJ2W	BEARING THRUST .19B .37OD	1
17	N10-32NP-HEX-LG	NUT HEX LOCK #10-32	1
18	N37-16SS-HEX	NUT 3/8-16 SST	1
19	W37NP-LK-IN	WASHER LOCK INT 3/8 ID N/P	1
20	6201ZZA1C3LY17	BEARING ROLLER 12MM ID 32MM OD 10MM W	1
21	6002ZZA1C3LY17	BEARING ROLLER 15MM ID 32MM OD 9MM W	1
22	SBS08-32-0,50NP	SCREW BTH SKT 8-32 1/2 L	3
23	SCS04-40-0,31NP	SCREW CAP SKT 4-40 5/16 L	4
24	5100-31-H	RTNG RING BASIC EXT 5/16 SHAFT	2
25	SFS04-40-0,50NP	SCREW FLH SKT 4-40 1/2 L	1
26	5100-59-H	RTNG RING BASIC EXT 1/4 SHAFT	1
28	220907298-01	COVER COUPLING GAS	1
29	220901162-01	BRACKET ROD SUPPORT	2
30	220901163-01	ROD SUPPORT LATERAL	2
31	SCS10-32-0,62NP	SCREW CAP SKT 10-32 5/16 L	4
32	W10SS-FL	WASHER FL #10 SST	4
33	SSS25-20-37NP	SCREW SET SKT 1/4-20 3/8 L	4
34	SCS10-32-1,37NP	SCREW CAP SKT 10-32 1-3/8 L	3



MODEL 9ETS-1500
 IPB 0901150
 M9ETS-1500 WELD HEAD ASSY

To be used for reference only

Property of Arc Machines, Inc.



ITEM NO.	PART NUMBER	DESCRIPTION	130907143-01/-02 QTY.
1	130907157-01	GAS MANIFOLD, BRAZED ASSY	1
2	130907155-01	TUBE INSULATOR ASSEMBLY	1
3	220907304-01	GAS CUP 30 DEG ELECTRODE ANGLE	1
4	220907287-01	TUBE INSULATOR ID.SLDPRT	1
5	220907301-01	SLEEVE FOOT TORCH M9ETS-1501	1
6	220907307-01	NUT, GAS CUP	1
7	220907308	BUSHING CENTERING	1
8	2-003-S604-70	O RING .056 ID .070 W SIL	3
9	SBS02-56-0,18NP	SCREW BTH SKT 2-56 3/16 L	3
10	SSS04-40-18NPCU	SCREW SET SKT 4-40 3/16 L CUPT	3
11	SSS04-40-12NPCU	SCREW SET SKT 4-40 1/8 L CUPT	2

MODEL 9ETS-1500
 IPB 0907143
 M9ETS-1500 TORCH ASSY

To be used for reference only

Property of Arc Machines, Inc.